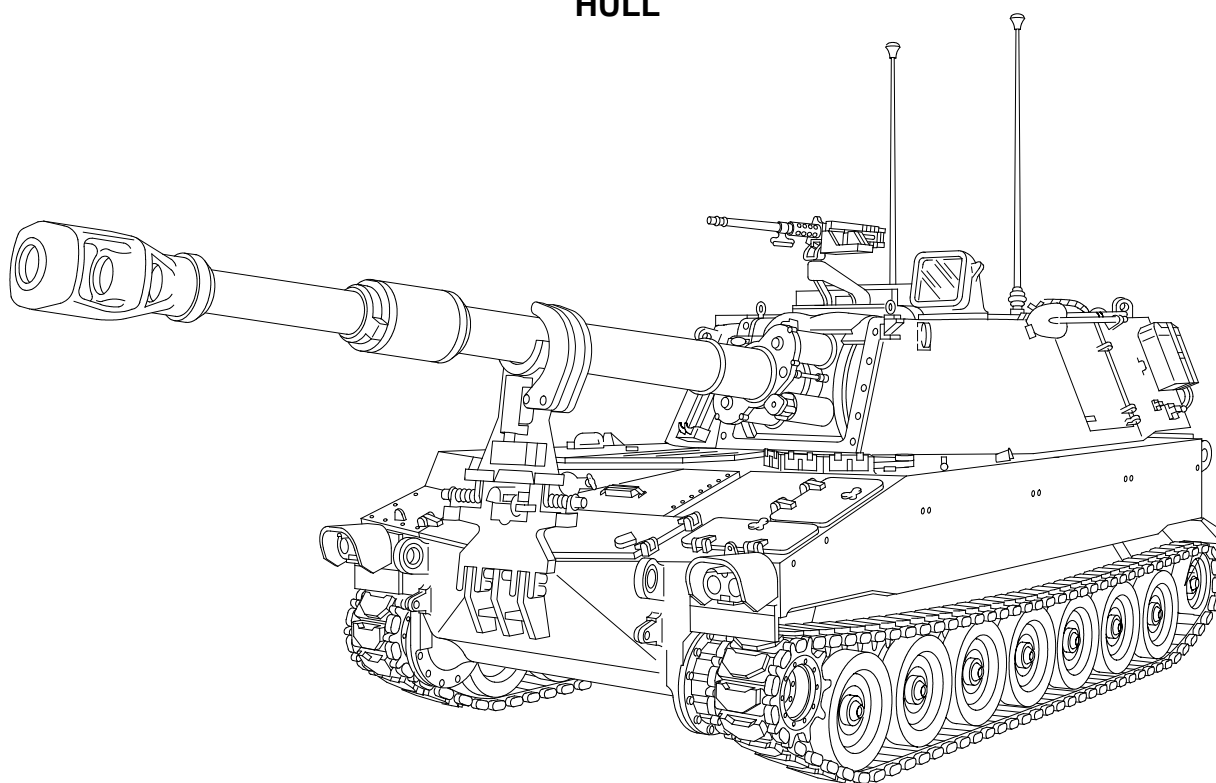


**TECHNICAL MANUAL  
UNIT, DIRECT SUPPORT AND GENERAL  
SUPPORT MAINTENANCE REPAIR PARTS AND SPECIAL  
TOOLS LIST (INCLUDING DEPOT MAINTENANCE  
REPAIR PARTS AND SPECIAL TOOLS)  
FOR  
BRAZIL UNIQUE COMPONENTS  
FOR  
HOWITZER, MEDIUM,  
SELF-PROPELLED, 155MM  
M109A5+  
HULL**



**DISTRIBUTION STATEMENT D** — Distribution authorized to the Department of Defense and U.S. DoD contractors only (Administrative or Operational Use) (31 August 2015). Other requests shall be referred to Securities Assistance Management Directorate (AMSTA- MSS- B).

**WARNING** — This document contains export- controlled technical data whose export is restricted by the Arms Export Control Act (Title 22, U.S.C., Sec 2751 et seq) or Executive Order 12470. Violation of these export laws are subject to severe criminal penalties.

**DESTRUCTION NOTICE** — Destroy by any method that will prevent disclosure of contents or reconstruction of the document.



UNIT, DIRECT SUPPORT AND  
GENERAL SUPPORT MAINTENANCE  
REPAIR PARTS AND SPECIAL TOOLS LIST  
(INCLUDING DEPOT MAINTENANCE REPAIR PARTS AND SPECIAL TOOLS)  
FOR  
BRAZIL UNIQUE COMPONENTS  
FOR  
HOWITZER, MEDIUM, SELF-PROPELLED: 155MM  
M109A5+ (NSN 2350-01-281-1719) (EIC: 3E7)

Current as of September 2018

DISTRIBUTION STATEMENT D: Distribution authorized to the Department of Defense and U.S. DoD contractors only (Administrative or Operational Use) (31 August 2015). Other requests shall be referred to Securities Assistance Management Directorate (AMSTA-MSS-B)
---

**TABLE OF CONTENTS**

- Figure 1. Engine Coolant Radiator, Cap and Mountings
- Figure 2. Engine Coolant Shroud and Mountings
- Figure 3. Engine Coolant Thermostats, Hoses, Tubes and Fittings
- Figure 4. Gun Tube Travel Lock Control Box
- Figure 5. Voltage Regulator and Gun Tube Travel Lock Control Box Mounting Bracket
- Figure 6. Gun Tube Travel Lock Wiring Harness Connectors and Shield
- Figure 7. Wiring Harness W115
- Figure 8. Wiring Harness W126
- Figure 9. Wiring Harness W120
- Figure 10. Wiring Harness W113 (FOV01233)
- Figure 11. VMS-to-Vehicle Transmission Interface A206E479-01 (W1)
- Figure 12. DDU/VMS-to-W2 Bracket A548F216-01 (W7)
- Figure 13. Road Arm Assembly, Left Side Position One and Right Side Position Seven
- Figure 14. Road Arm Assembly, Positions Two, Three, Four, Five and Six
- Figure 15. Road Arm Assembly, Right Side Position One and Left Side Position Seven
- Figure 16. Roadwheel
- Figure 17. Torsion Bars
- Figure 18. Track Adjuster Idler Arm Assembly, Hub Assembly, and Cap Assembly
- Figure 19. Track Idler Wheels and Idler Arm Housing
- Figure 20. Final Drive Sprocket and Hub
- Figure 21. Track Assembly
- Figure 22. Hydraulic Bumper and Bumper Brackets
- Figure 23. Gun Tube Travel Lock
- Figure 24. Actuator and Container

**TABLE OF CONTENTS – CONTINUED**

Figure 25. Gun Tube Travel Lock Actuator  
Figure 26. Gun Tube Travel Lock Installation Components  
Figure 27. Gun Tube Travel Lock Pin Assembly  
Figure 28. Gun Tube Travel Lock Upper Rod Assembly  
Figure 29. Gun Tube Travel Lock Frame Assembly  
Figure 30. Gun Tube Travel Lock Lever Assembly  
Figure 31. Gun Tube Travel Lock Pad Assembly  
Figure 32. Hull Front Support Brackets  
Figure 33. Hull Floor Plates  
Figure 34. Stowage Installation  
Figure 35. Driver's Display Unit (DDU) and Mounting Bracket  
Figure 36. Stencil and Decal I (Sheet 1 of 2)  
Figure 36. Stencil and Decal I (Sheet 2 of 2)

# UNIT, DIRECT SUPPORT, AND GENERAL SUPPORT MAINTENANCE REPAIR PARTS AND SPECIAL TOOLS LIST (INCLUDING DEPOT MAINTENANCE REPAIR PARTS AND SPECIAL TOOLS)

## INTRODUCTION

### 1. Scope.

This Repair Part and Special Tools List (RPSTL) lists and authorizes spares and repair parts; special tools; special test, measurement, and diagnostic equipment (TMDE); and other special support equipment required for performance of Unit, Direct Support, General Support, and Depot Maintenance on the M109A5+ Howitzer. It authorizes the requisitioning, issue, and disposition of spares, repair parts, and special tools as indicated by the source, maintenance and recoverability (SMR) codes.

### 2. General.

In addition to Section I, Introduction, this RPSTL is divided into the following sections:

a. Section II. Repair Parts List. A list of spares and repair parts authorized by this RPSTL for use in the performance of maintenance. The list also includes parts which must be removed for replacement of the authorized parts. Parts lists are composed of functional groups in ascending alphanumeric sequence, with the parts in each group listed in ascending figure and item number sequence. Bulk materials are listed in item name sequence. Repair part kits are listed separately in their own functional group within Section II. Repair parts for repairable special tools are also listed in this section. Items listed are shown on the associated illustration(s)/figure(s).

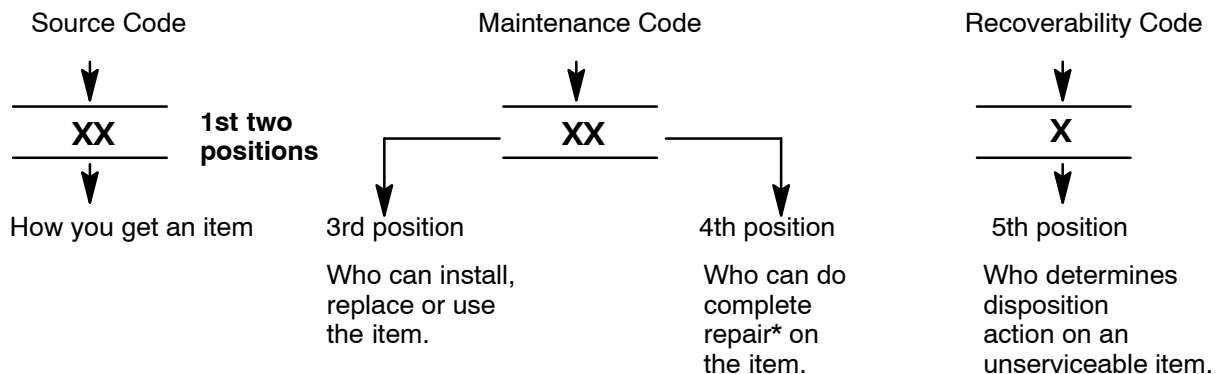
b. Section III. Special Tools List. A list of special tools, special TMDE, and other special support equipment authorized by this RPSTL (as indicated by Basis of Issue (BOI)) information in DESCRIPTION AND USABLE ON CODE (UOC) column) for the performance of maintenance.

c. Section IV. Cross-Reference Index. A list, in National Item Identification Number (NIIN) sequence, of all National stock numbered items appearing in the listing, followed by a list in alphanumeric sequence of all part numbers appearing in the listings. National stock numbers and part numbers are cross-referenced to each illustration figure and item number appearance. The figure and item number index lists figure and item numbers in alphanumeric sequence and cross-references NSN, Commercial and Government Entity Codes (CAGEC's), and part numbers.

### 3. Explanation of Columns (Sections II and III).

a. ITEM NO. (Column (1)). Indicates the number used to identify items called out in the illustration.

b. SMR CODE (Column (2)). The Source, Maintenance, and Recoverability (SMR) code is a 5-position code containing supply/requisitioning information, maintenance category authorization criteria, and disposition instruction, as shown in the following breakout:



\*Complete Repair: Maintenance capacity, capability, and authority to perform all corrective maintenance tasks of the "Repair" function in a use/user environment in order to restore serviceability to a failed item.

3. Explanation of Columns (Sections II and III) - (Continued)

(1) Source Code. The source code tells you how to get an item needed for maintenance, repair, or overhaul of an end item/equipment. Explanations of source codes follow:

Code	Explanation
PA	Stocked items; use the applicable NSN to request/requisition items with these source codes. They are authorized to the category indicated by the code entered in the 3rd position of the SMR code.
PB	
PC**	
PD	
PE	
PF	
PG	**Items coded PC are subject to deterioration.

KD	Items with these codes are not to be requested/requisitioned individually. They are part of a kit which is authorized to the maintenance category indicated in the 3rd position of the SMR code. The complete kit must be requisitioned and applied.
KF	
KB	

MO - (Made at Unit/ AVUM Level)	Items with these codes are not to be requested/requisitioned individually. They must be made from bulk material which is identified by the part number in the DESCRIPTION AND USABLE ON CODE (UOC) column and listed in the Bulk Material group of the repair parts list in this RPSTL. If the item is authorized to you by the 3rd position code of the SMR code, but the source code indicates it is made at a higher level, order the item from the higher level of maintenance.
MF - (Made at DS/ AVUM Level)	
MH - (Made at GS Level)	
ML - (Made at Special- ized Repair Activity (SRA))	
MD - (Made at Depot)	

AO - (Assembled by Unit/AVUM Level)	Items with these codes are not to be requested/requisitioned individually. The parts that make up the assembled item must be requisitioned or fabricated and assembled at the level of maintenance indicated by the source code. If the 3rd position code of the SMR code authorizes you to replace the item, but the source code indicates the items are assembled at a higher level, order the item from the higher level of maintenance.
AF - (Assembled by DS/AVIM Level)	
AH - (Assembled by GS Category)	
AL - (Assembled by SRA)	
AD - (Assembled by Depot)	

- XA - Do not requisition "XA"-coded item. Order its next higher assembly. (Also, refer to the NOTE below.)
- XB - If an "XB" item is not available from salvage, order it using the CAGEC and part number given.
- XC - Installation drawing, diagram, instruction sheet, field service drawing, that is identified by manufacturer's part number.
- XD - Item is not stocked. Order an "XD"-coded item through normal supply channels using the CAGEC and part number given, if no NSN is available.

NOTE

Cannibalization or controlled exchange, when authorized, may be used as a source of supply for items with the above source codes, except for those source coded "XA" or those aircraft support items restricted by requirements of AR 700-42.

### 3. Explanation of Columns (Sections II and III) - (Continued)

(2) Maintenance Code. Maintenance codes tell you the level(s) of maintenance authorized to Use and Repair support items. The maintenance codes are entered in the 3rd and 4th positions of the SMR Code as follows:

(a) The maintenance code entered in the 3rd position tells you the lowest maintenance level authorized to remove, replace, and use an item. The maintenance code entered in the 3rd position will indicate authorization to one of the following levels of maintenance.

Code	Application/Explanation
C	Crew or operator maintenance done within unit or aviation unit maintenance.
O	Unit or aviation unit category can remove, replace, and use the item.
F	Direct support or aviation intermediate level can remove, replace, and use the item.
H	General support level can remove, replace, and use the item.
L	Specialized repair activity can remove, replace, and use the item.
D	Depot level can remove, replace, and use the item.

(b) The maintenance code entered in the 4th position tells whether or not the item is to be repaired and identifies the lowest maintenance level with the capability to do complete repair (i.e., perform all authorized repair functions). (NOTE: Some limited repair may be done on the item at a lower level of maintenance, if authorized by the Maintenance Allocation Chart (MAC) and SMR Codes.) This position will contain one of the following maintenance codes.

Code	Application/Explanation
O	Unit or aviation unit is the lowest level that can do complete repair of the item.
F	Direct support or aviation intermediate is the lowest level that can do complete repair of the item.
H	General support is the lowest level that can do complete repair of the item.
L	Specialized repair activity (designate the specialized repair activity) is the lowest level that can do complete repair of the item.
D	Depot is the lowest level that can do complete repair of the item.
Z	Nonrepairable. No repair is authorized.
B	No repair is authorized. (No parts or special tools are authorized for the maintenance of a "B" coded item). However, the item may be reconditioned by adjusting, lubricating, etc., at the user level.

(3) Recoverability Code. Recoverability codes are assigned to items to indicate the disposition action on unserviceable items. The recoverability code is entered in the 5th position of the SMR Code as follows:

Recoverability Codes	Application/Explanation
Z	Nonrepairable item. When unserviceable, condemn and dispose of the item at the level of maintenance shown in 3rd position of SMR Code.
O	Repairable item. When uneconomically repairable, condemn and dispose of the item at the unit or aviation unit level.
F	Repairable item. When uneconomically repairable, condemn and dispose of the item at the direct support or aviation intermediate level.
H	Repairable item. When uneconomically repairable, condemn and dispose of the item at the general support level.
D	Repairable item. When beyond lower level repair capability, return to depot. Condemnation and disposal of item is not authorized below depot level.
L	Repairable item. Condemnation and disposal is not authorized below specialized repair activity (SRA).
A	Item requires special handling or condemnation procedures because of specific reasons (e.g., precious metal content, high dollar value, critical material, or hazardous material). Refer to appropriate manuals/directives for specific instructions.

3. Explanation of Columns (Sections II and III) - (Continued)

c. CAGEC (Column (3)). The Contractor and Government Entity Code (CAGEC) is a 5-digit numeric code which is used to identify the manufacturer, distributor, or Government agency, etc., that supplies the item.

d. PART NUMBER (Column (4)). Indicates the primary number used by the manufacturer (individual, company, firm, corporation, or Government activity), which controls the design and characteristics of the item by means of its engineering drawings, specifications, standards, and inspection requirements to identify an item or range of items.

**NOTE**

When you use a NSN to requisition an item, the item you receive may have a different part number from the part ordered.

e. DESCRIPTION AND USABLE ON CODE (UOC) (Column 5). This column includes the following information:

- (1) The Federal item name, and when required, a minimum description to identify the item.
- (2) The physical security classification of the item is indicated by the applicable parenthetical entry (e.g., Phy Sec CI (C) - Confidential, Phy Sec CI (S) - Secret, Phy Sec CI (T) - Top Secret).
- (3) Items that are included in kits and sets are listed below the name of the kit or set.
- (4) Spare/repair parts that make up an assembled item are listed immediately following the assembled item line entry.
- (5) Part numbers for bulk materials are referenced in this column in the line item entry for the item to be manufactured/fabricated.
- (6) When the item is not used with all serial numbers of the same model, the effective serial numbers are shown on the last line(s) of the description (before UOC).
- (7) The UOC, when applicable (see paragraph 5, Special Information).
- (8) In the Special Tools List section, the Basis of Issue (BOI) appears as the last line(s) in the entry for each special tool, special TMDE, and other special support equipment. When density of equipments supported exceeds density spread indicated in the BOI, the total authorization is increased proportionately.
- (9) The statement "END OF FIGURE" appears just below the last item description in Column 5 for a given figure in both Section II and Section III.

f. QTY (Column (6)). The QTY (quantity per figure column) indicates the quantity of the item used in the break-out shown on the illustration figure, which is prepared for a functional group, subfunctional group, or an assembly. A "V" appearing in this column in lieu of a quantity indicates that the quantity is variable and the quantity may vary from application to application.

4. Explanation of Columns (Section IV).

a. NATIONAL STOCK NUMBER (NSN) Index.

(1) STOCK NUMBER Column. This column lists the NSN by National Item Identification Number (NIIN) sequence. The NIIN consists of the last nine digits of the NSN

\_\_\_\_\_  
NSN  
(i.e. 5305-01-674-1467).  
\_\_\_\_\_  
NIIN

When using this column to locate an item, ignore the first 4 digits of the NSN. However, the complete NSN should be used when ordering items by stock number.

(2) FIG. Column. This column lists the number of the figure where the item is identified/located. The figures are in numerical order in Section II and Section III.

(3) ITEM Column. The item number identifies the item associated with the figure listed in the adjacent FIG. Column. This item is also identified by the NSN listed on the same line.



#### 4. Explanation of Columns (Section IV) - (Continued)

b. PART NUMBER Index. Part numbers in this index are listed by part number in ascending alphanumeric sequence (i.e., vertical arrangement of letter and number combination which places the first letter or digit of each group in order A through Z, followed by numbers 0 through 9 and each following letter or digit in like order).

(1) CAGEC Column. The Contractor and Government Entity Code (CAGEC) is a 5-digit numeric code used to identify the manufacturer, distributor, or Government agency, etc., that supplies the item.

(2) PART NUMBER Column. Indicates the primary number used by the manufacturer (individual, firm, corporation, or Government activity), which controls the design and characteristics of the item by means of its engineering drawings, specifications standards, and inspection requirements to identify an item or range of items.

(3) STOCK NUMBER Column. This column lists the NSN for the associated part number and manufacturer identified in the PART NUMBER and CAGEC columns to the left.

(4) FIG. Column. This column lists the number of the figure where the item is identified/located in Sections II and III.

(5) ITEM Column. The item number is that number assigned to the item as it appears in the figure referenced in the adjacent figure number column.

#### c. FIGURE AND ITEM NUMBER Index.

(1) FIG. Column. This column lists the number of the figure where the item is identified/located in Sections II and III.

(2) ITEM Column. The item number is that number assigned to the item as it appears in the figure referenced in the adjacent figure number column.

(3) STOCK NUMBER Column. This column lists the NSN for the item.

(4) CAGEC Column. The Contractor and Government Entity Code (CAGEC) is a 5-digit numeric code used to identify the manufacturer, distributor, or Government agency, etc., that supplies the item.

(5) PART NUMBER Column. Indicates the primary number used by the manufacturer (individual, firm, corporation, or Government activity), which controls the design and characteristics of the item by means of its engineering drawings, specifications standards, and inspection requirements to identify an item or range of items.

#### 5. Special Information.

a. Fabrication Instructions. Bulk materials required to manufacture items are listed in the Bulk Material functional group of this RPSTL. Part numbers for bulk materials are also referenced in the description column of the line item entry for the item to be manufactured/fabricated. Detailed fabrication instructions for item source codes to be manufactured or fabricated are found in TM 9-2350-311-20-1 and TM 9-2350-311-34-1.

b. Assembly Instruction. Detailed assembly instructions for items source coded to be assembled from component spare/repair parts are found in TM 9-2350-311-20-2 and TM 9-2350-311-34-2. Items that make up the assembly are listed immediately following the assembly item entry or reference is made to an applicable figure.

c. Kits. Line item entries for repair parts kits appear in a group in Section II (See Table of Contents).

5. Special Information - (Continued)

d. Index Numbers. Items which have the word BULK in the figure column will have an index number shown in the item number column. This index number is a cross-reference between the National Stock Number/Part Number Index and the Bulk Material list in Section II.

e. Associated Publications. The publications listed below pertain to the Howitzer, Medium, Self-Propelled: 155MM, M109A5+ and its components:

<u>Publication</u>	<u>Short Title</u>
LO 9-2350-311-12	Howitzer: Self-Propelled, 155mm
TM 9-2350-311-10	Howitzer: Self-Propelled, 155mm
TM 9-2350-311-20-1	Howitzer: Self-Propelled, 155mm
TM 9-2350-311-34-1	Howitzer: Self-Propelled, 155mm
TM 9-2350-234-34P	Transmission and Transfer Assembly
TM 9-2540-205-24&P	Heaters, Vehicular Compartment
TM 9-2815-202-24P	Engine, Diesel, 8V71T
TM 9-2920-225-34P	Generator, Engine Accessory
TM 9-2920-242-35	Starter, Engine, Electrical
TM 9-2920-243-34	Starter, Engine, Electrical
TM 9-2920-248-35	Starter, Engine, Electrical
TM 9-2920-258-30&P	Alternator, 180 Amp

6. How to Locate Repair Parts.

a. When National Stock Number or Part Number is Not Known.

(1) First. Using the table of contents, determine the assembly group or subassembly group to which the item belongs. This is necessary since figures are prepared for assembly groups and subassembly groups, and listings are divided into the same groups.

(2) Second. Find the figure covering the assembly group or subassembly group to which the item belongs.

(3) Third. Identify the item on the figure and use the Figure and Item Number Index to find the NSN.

b. When National Stock Number or Part Number is Known:

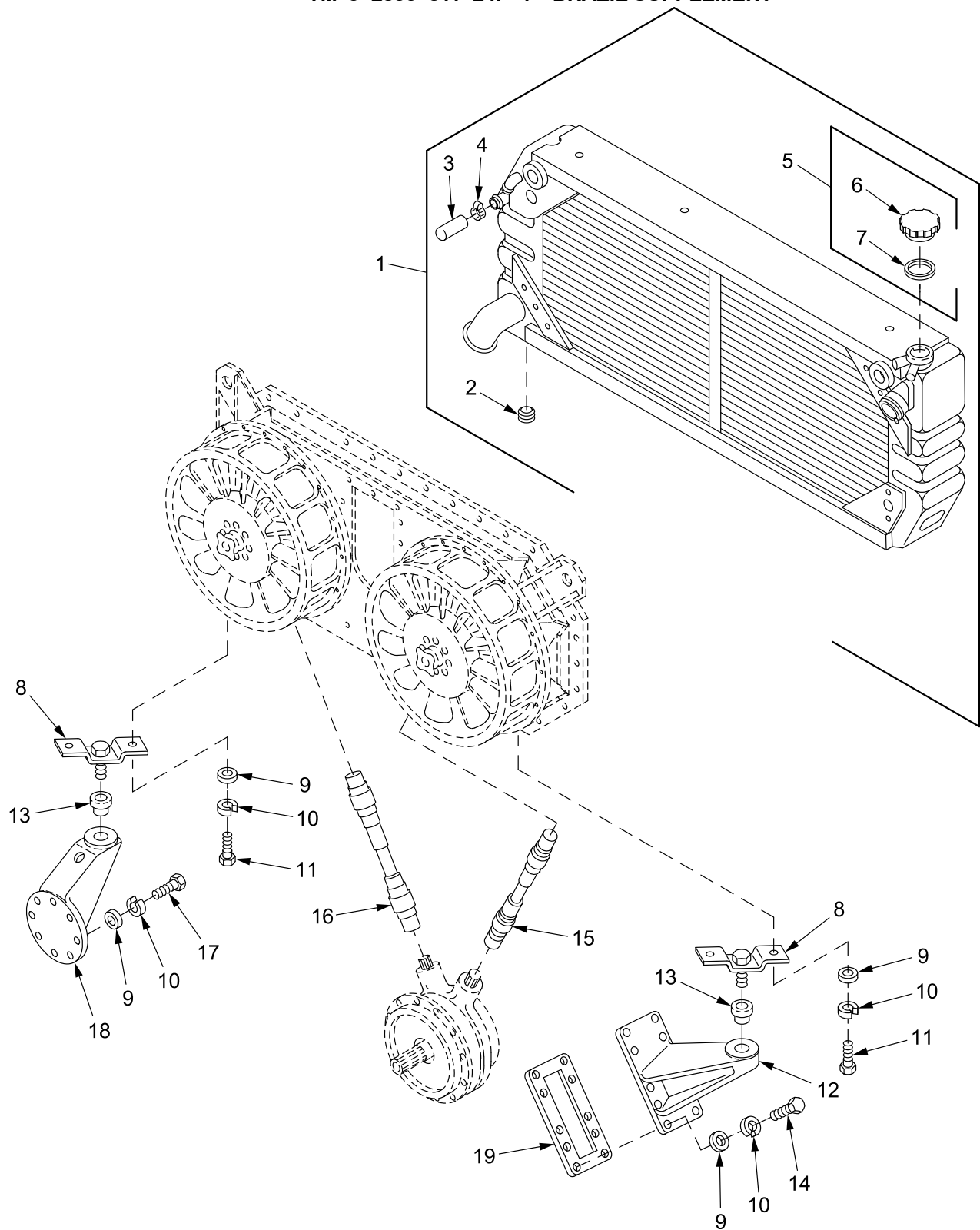
(1) First. Using the index of National Stock Number or the Part Number Index, find the pertinent National Stock Number or Part Number. The NSN Index is in National Item Identification Number (NIIN) sequence (see 4.1(1)). The part numbers in the Part Number Index are listed in ascending alphanumeric sequence (see 4.b). Both indexes cross-reference you to the illustration/figure and item number of the item you are looking for.

(2) Second. Turn to the figure and item number, verify that the item is the one you're looking for, then locate the item number in the repair parts list for the figure.

7. Abbreviations.

<u>Abbreviations</u>	<u>Explanation</u>
BOI	Basis of Issue
CAGEC	Commercial and Government Entity Code
MAC	Maintenance Allocation Chart
NIIN	National Item Identification Numbers (consists of the last 9 digits of the NSN)
NSN	National Stock Number
RPSTL	Repair Parts and Special Tools List
SMR	Source, Maintenance and Recoverability
TMDE	Test, Measurement and Diagnostic Equipment





r05m109001h

Figure 1. Engine Coolant Radiator, Cap and Mountings

TM 9-2350-311-24P-1 SUPPLEMENT

(1) ITEM NO	(2) SMR	(3) NSN	(4) CAGE	(5) PART NUMBER	(6) DESCRIPTION AND USABLE ON CODE (UOC)	(7) QTY
					GROUP 05 COOLING SYSTEM	
					GROUP 0501 RADIATOR, EVAPORATIVE	
					COOLER, OR HEAT EXCHANGER	
					FIGURE 1 ENGINE COOLANT RADIATOR,	
					CAP, AND MOUNTINGS	
1	PAOFF	2930-01-308-9191	19207	12352900	RADIATOR,ENGINE COO.....	1
2	PAOZZ	4730-00-044-4655	81348	WW-P-471ACBBCB	.PLUG,PIPE.....	1
3	PAOZZ	5340-01-149-7585	19207	12268161	.GRIP,HANDLE.....	1
4	PAOZZ	4730-01-462-7663	81343	J1508-04	.CLAMP,HOSE.....	1
5	PAOZZ	2930-01-090-4932	19207	10882098	.CAP,FLLER OPENING.....	1
6	XAOZZ		19207	10882098-1	..CAP,RADIATOR.....	1
7	PAOZZ	5330-00-888-3792	19207	11636132	..GASKET.....	1
8	PAOZZ	5340-01-199-5448	19207	12260122	BRACKET,MOUNTING.....	2
9	PAOZZ	5310-00-877-5972	19200	10910174-3	WASHER,FLAT.....	21
10	PAOZZ	5310-00-011-5093	80205	MS35338-65	WASHER,LOCK.....	21
11	PAOZZ	5305-00-269-3236	80204	B1821BH038F100N	SCREW,CAP,HEXAGON H.....	4
12	PAOZZ	2930-00-725-5283	19207	10920610	MOUNT,RADIATOR REAR.....	1
13	PAOZZ	5365-00-446-3269	19207	10917099	BUSHING,NONMETALLIC.....	2
14	PAOZZ	5305-00-269-3238	80204	B1821BH038F125N	SCREW,CAP,HEXAGON H.....	9
15	PAOZZ	3010-00-475-1296	19207	10921762-2	PROPELLER SHAFT WIT FAN DRIVE RIGHT	1
16	PAOZZ	3010-00-475-1290	19207	10921762-1	PROPELLER SHAFT WIT FAN DRIVE LEFT.	1
17	PAOZZ	5305-00-068-0511	80204	B1821BH038C125N	SCREW,CAP,HEXAGON H.....	8
18	PAOZZ	2930-00-756-2709	19207	10919236	MOUNT,RADIATOR,FRON.....	1
19	PAOZZ	5330-01-375-2165	19207	8351752 NON-ASBE	GASKET.....	1
				STOS		

END OF FIGURE

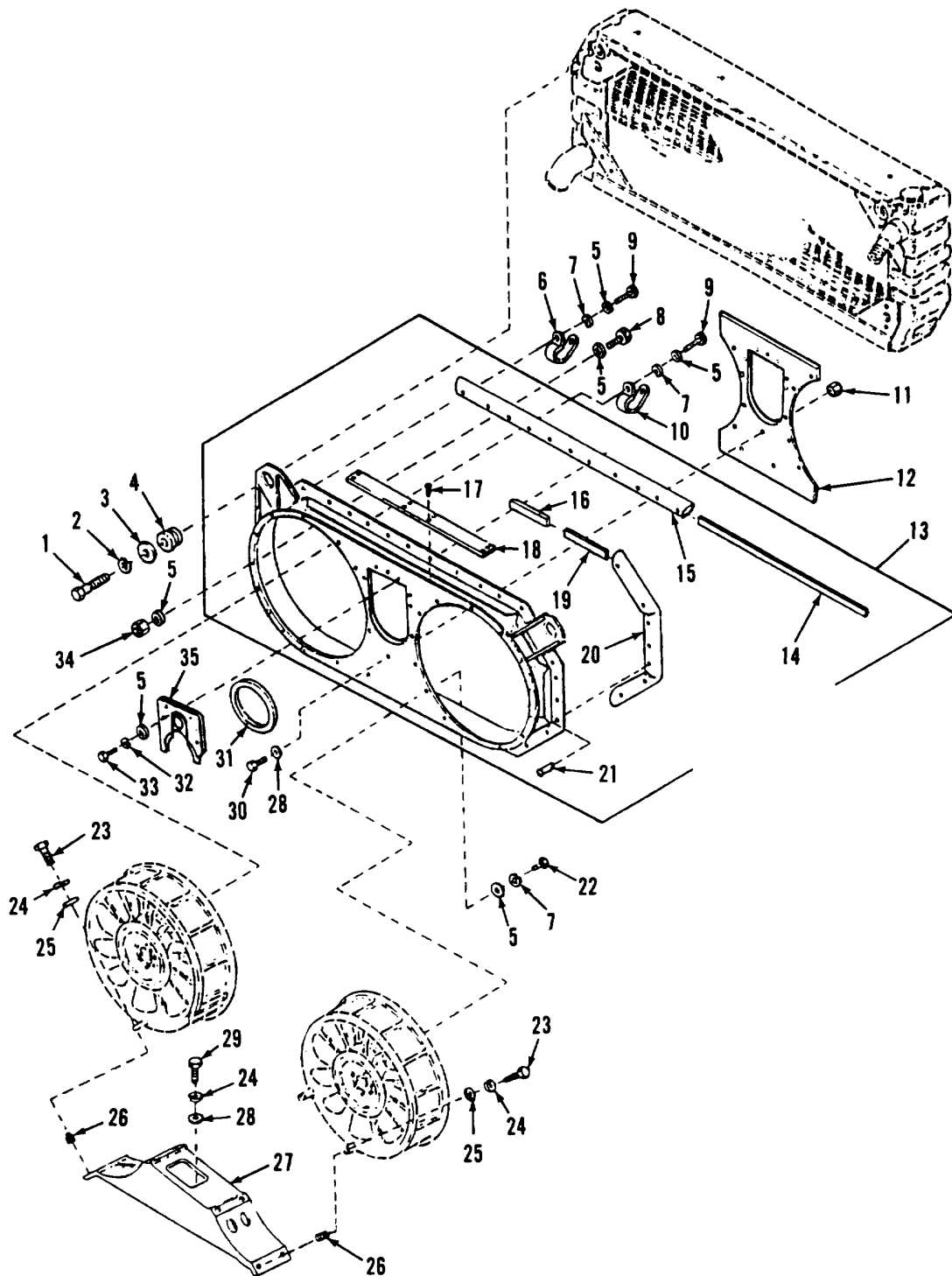


Figure 2. Engine Coolant Shroud and Mountings

TM 9-2350-311-24P-1 SUPPLEMENT

(1) ITEM NO	(2) SMR	(3) NSN	(4) CAGE	(5) PART NUMBER	(6) DESCRIPTION AND USABLE ON CODE (UOC)	(7) QTY
GROUP 0502 COWLING, DEFLECTORS, AIR DUCTS, SHROUDS, ETC. FIGURE 2 ENGINE COOLANT SHROUD AND MOUNTINGS						
1	PAOZZ	5305-00-071-2071	80204	B1821BH050C200N	SCREW,CAP,HEXAGON H.....	2
2	PAOZZ	5310-00-011-6121	96906	MS35338-67	WASHER,LOCK.....	3
3	PAOZZ	5310-00-849-1380	19207	10902912	WASHER,FLAT.....	2
4	PAOZZ	5365-00-446-3269	19207	10917099	BUSHING,NONMETALLIC.....	2
5	PAOZZ	5310-00-865-9513	19200	10910174-1	WASHER,FLAT.....	37
6	PAOZZ	5340-00-438-1833	19207	7721654	CLAMP,LOOP.....	1
7	PAOZZ	5310-00-274-8715	80205	MS35338-63	WASHER,LOCK.....	28
8	PAOZZ	5305-00-225-3843	80204	B1821BH025C100N	SCREW,CAP,HEXAGON H.....	2
9	PAOZZ	5305-00-068-0508	80204	B1821BH025C075N	SCREW,CAP,HEXAGON H.....	15
10	PAOZZ	5340-00-597-0182	96906	MS21333-39	CLAMP,LOOP.....	1
11	PAOZZ	5310-00-868-8062	19207	8712289-3	NUT,SELF-LOCKING,CO.....	3
12	PAOZZ	5340-01-297-2869	19207	12268195	PLATE,MOUNTING.....	1
13	PAOZZ	2930-01-397-3318	19207	12376586	SHROUD,FAN,RADIATOR.....	1
14	PAOZZ	5340-01-329-7120	19207	12352903-1	.PANEL,BLANK.....	2
15	PAOZZ	5330-01-314-1439	19207	12352907	.SEAL,NONMETALLIC.....	2
16	PAOZZ	5340-01-329-7119	19207	12352903-3	.PANEL,BLANK.....	4
17	PAOZZ	5305-00-432-4251	96906	MS51861-65	.SCREW,TAPPING.....	8
18	PAOZZ	2930-00-493-9003	19207	11664807	.COVER,RADIATOR SHRO.....	1
19	PAOZZ	5340-01-329-7121	19207	12352903-2	.PANEL,BLANK.....	2
20	PAOZZ	5330-00-102-9927	19207	11619289	.SEAL,NONMETALLIC RO.....	2
21	PAOZZ	5320-00-930-7865	96906	MS24662-234	.RIVET,BLIND.....	36
22	PAOZZ	5305-00-071-2505	80204	B1821BH025C088N	SCREW,CAP,HEXAGON H.....	11
23	PAOZZ	5305-00-068-0511	80204	B1821BH038C125N	SCREW,CAP,HEXAGON H.....	4
24	PAOZZ	5310-00-011-5093	80205	MS35338-65	WASHER,LOCK.....	12
25	PAOZZ	5310-00-167-0821	80205	NAS1149F0663P	WASHER,FLAT.....	2
26	PAOZZ	5325-00-805-0339	96906	MS51831-204	INSERT,SCRW THREAD.....	8
27	PAOZZ	2930-00-937-4266	19207	10920898	MOUNT,FAN ENGINE CO.....	1
28	PAOZZ	5310-00-877-5972	19200	10910174-3	WASHER,FLAT.....	11
29	PAOZZ	5305-00-269-3238	80204	B1821BH038F125N	SCREW,CAP,HEXAGON H.....	12
30	PAOZZ	5305-00-267-8956	80204	B1821BH025F150N	SCREW,CAP,HEXAGON H.....	3
31	PAOZZ	5325-00-449-5073	19207	11644388	GROMMET,NONMETALLIC.....	1
32	PAOZZ	5310-00-407-9666	80205	MS35338-45	WASHER,LOCK.....	7
33	PAOZZ	5306-00-226-4826	80204	B1821BH031C088N	BOLT,MACHINE.....	7
34	PAOZZ	5310-00-088-1251	81349	M45913/1-4CG5C	NUT,SELF-LOCKING,HE.....	8
35	PAOZZ	5340-01-308-0199	19207	12268193	COVER,ACCESS.....	1

END OF FIGURE

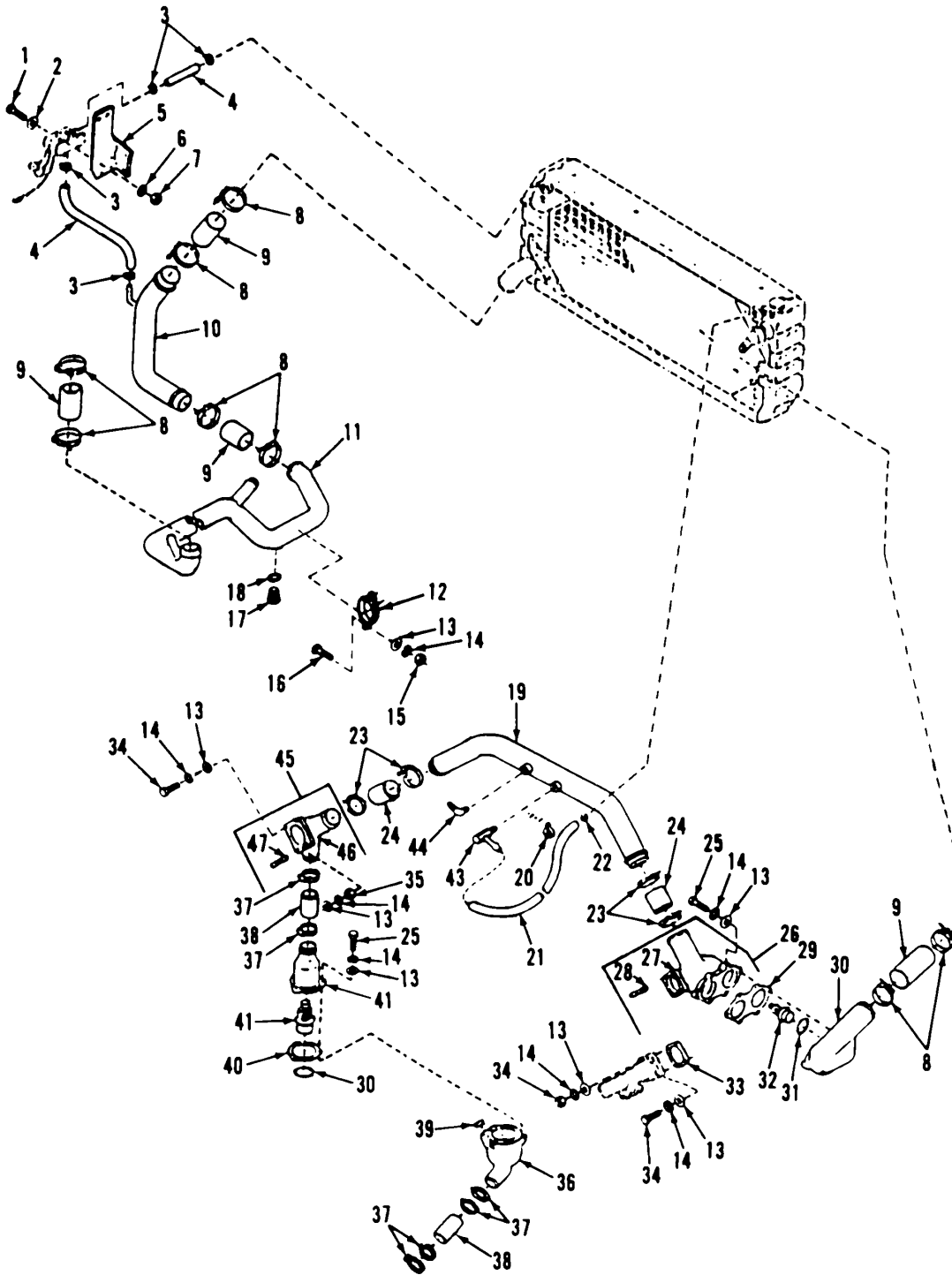


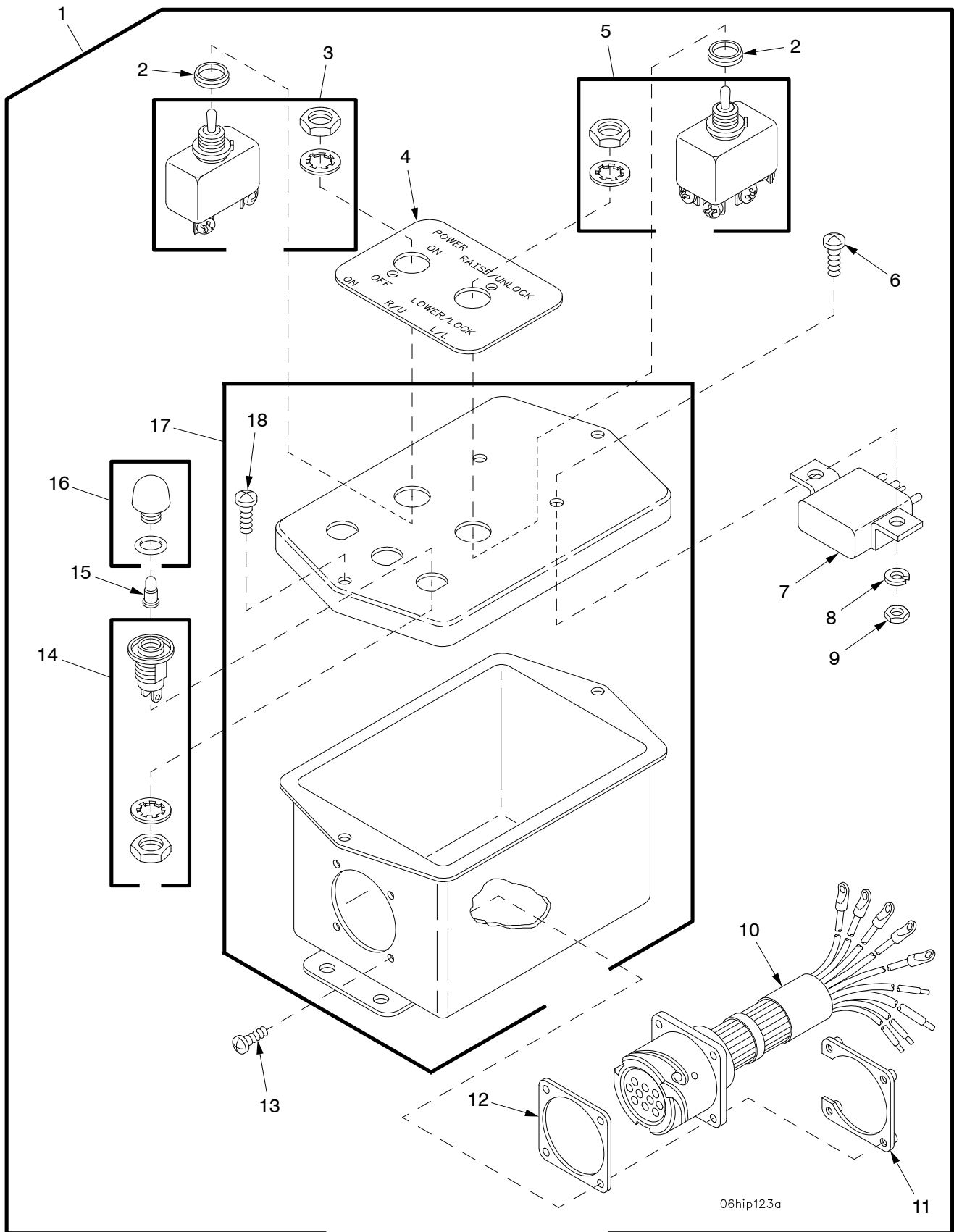
Figure 3. Engine Coolant Thermostats, Hoses, Tubes and Fittings



TM 9-2350-311-24P-1 SUPPLEMENT

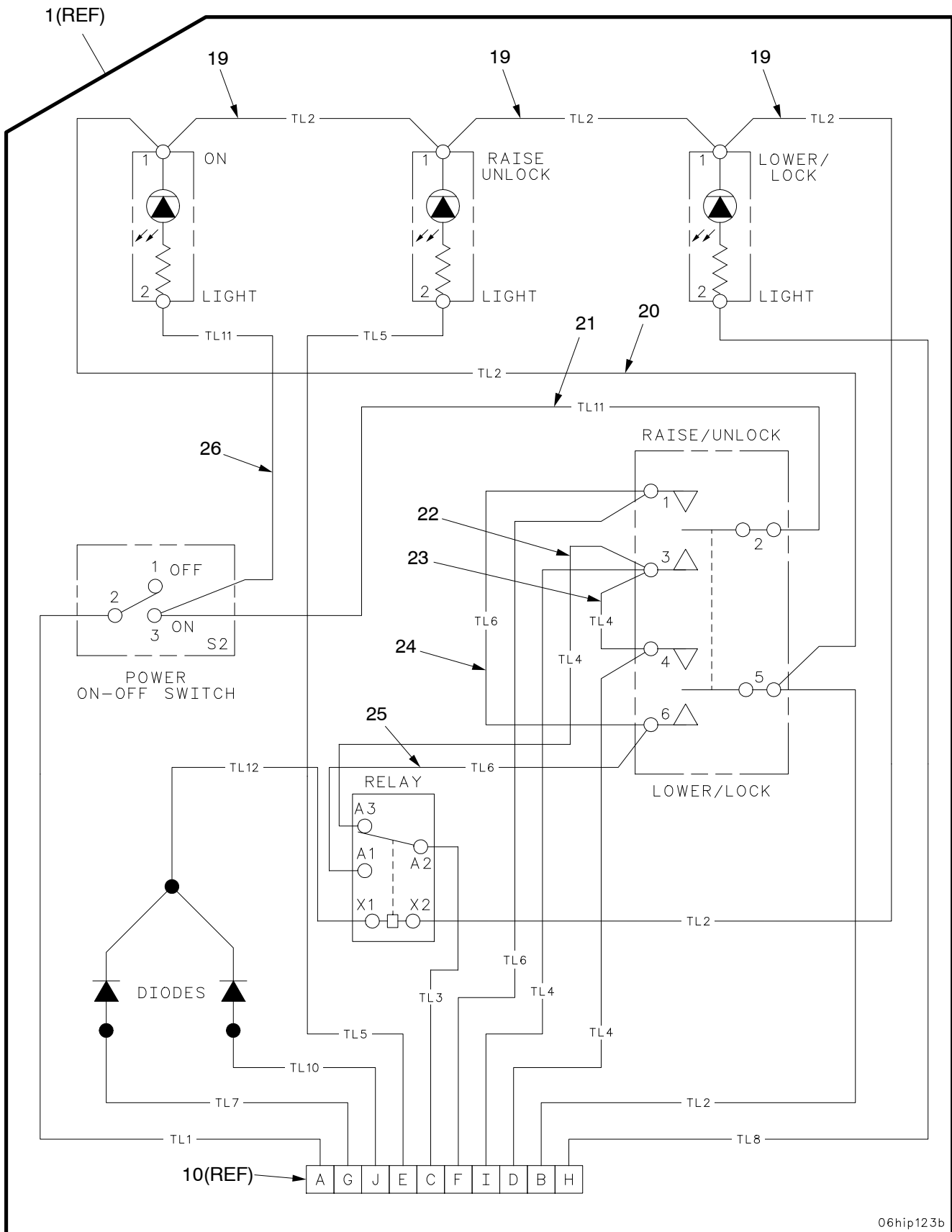
(1) ITEM NO	(2) SMR	(3) NSN	(4) CAGE	(5) PART NUMBER	(6) DESCRIPTION AND USABLE ON CODE (UOC)	(7) QTY
					GROUP 0503 WATER MANIFOLD, HEATERS, THERMOSTATS AND HOUSING GASKETS	
					FIGURE 3 ENGINE COOLANT THERMOSTATS, HOSES, TUBES AND FITTINGS	
1	PAOZZ	5305-00-225-3843	80204	B1821BH025C100N	SCREW,CAP,HEXAGON H.....	4
2	PAOZZ	5310-00-809-4058	96906	MS27183-10	WASHER,FLAT.....	4
3	PAOZZ	4730-00-278-2523	58536	A-A-52506-F-20	CLAMP,HOSE.....	5
4	MOOZZ		96906	MS521301A2 17R	HOSE,NONMETALLIC MAKE FROM HOSE,NONMETALLIC, P/N MS521301A17R..	2
5	PAOZZ	5340-01-484-2740	19207	12268197	BRACKET,ANGLE.....	1
6	PAOZZ	5310-00-582-5965	80205	MS35338-44	WASHER,LOCK.....	4
7	PAOZZ	5310-00-761-6882	96906	MS51967-2	NUT,PLAIN,HEXAGON.....	4
8	PAOZZ	4730-01-090-1216	19207	11669087-3	CLAMP,HOSE.....	8
9	MOOZZ		81349	M62217/1-44	HOSE,NONMETALLIC MAKE FROM HOSE,NONMETALLIC, P/N M62217/1-44...	8
10	PAOZZ	4710-01-083-5421	19207	12260275	TUBE ASSEMBLY.....	1
11	PAOZZ	4710-00-994-4234	19207	10925707	TUBE,BENT,METALLIC.....	1
12	PAOZZ	5340-00-023-6198	19207	10920620	CLAMP,LOOP.....	1
13	PAOZZ	5310-00-081-4219	96906	MS27183-12	WASHER,FLAT.....	15
14	PAOZZ	5310-00-407-9666	80205	MS35338-45	WASHER,LOCK.....	18
15	PAOZZ	5310-00-905-4600	96906	MS51968-6	NUT,PLAIN,HEXAGON.....	1
16	PAOZZ	5306-00-050-1237	80204	B1821BH031F063N	BOLT,MACHINE.....	1
17	PAOZZ	4730-01-215-9961	81349	AA59616ACABCD	PLUG,PIPE.....	1
18	PAOZZ	4820-01-215-9961	19207	12268214	VALVE,ANGLE.....	1
19	PBOZZ	4710-01-386-3221	19207	12389794	TUBE,BENT,METALLIC.....	1
20	PAOZZ	5340-00-597-0182	96906	MS21333-39	CLAMP,LOOP.....	2
21	MOOZZ		22852	33H579PN	HOSE,NONMETALLIC MAKE FROM HOSE,NONMETALLIC, P/N 33H579PN.....	1
22	PAOZZ	4730-00-871-6729	19207	12273192	CLAMP,HOSE.....	1
23	PAOZZ	4730-01-090-3532	19207	11669087-2	CLAMP,HOSE.....	4
24	MOOZZ		81349	M62217/1-40BULK	HOSE,NONMETALLIC MAKE FROM HOSE,NONMETALLIC, P/N M62217/1-40BULK.....	2
25	PAOZZ	5306-00-226-4827	80204	B1821BH031C100N	BOLT,MACHINE.....	9
26	PBOOO	2930-01-250-8112	19207	12268159	WATER OUTLET,ENGINE.....	1
27	XAOZZ		19207	10903082	.HOUSING,THERMOSTAT.....	1
28	PAOZZ	5307-01-121-1807	96906	MS17301-051	.STUD,PLAIN.....	1
29	PAOZZ	5330-00-446-3194	19207	10919234	GASKET.....	1
30	PBOZZ	2930-00-932-7610	19207	10903081	HOUSING,THERMOSTAT.....	1
31	PAOZZ	5330-00-246-6380	11083	3S9643	SEAL,PLAIN ENCASED.....	3
32	PAOZZ	6620-00-810-3921	19207	10921755-1	THERMOSTAT,FLOW CON.....	2
33	PAOZZ	5330-00-809-1477	19207	10919232	GASKET.....	2
34	PAOZZ	5306-00-226-4829	80204	B1821BH031C125N	BOLT,MAHINE.....	5
35	PAOZZ	5310-00-880-7746	96906	MS51968-5	NUT,PLAIN,HEXAGON.....	2
36	PBOZZ	2930-00-933-1100	19207	10919238	WATER OUTLET,ENGINE.....	1
37	PAOZZ	4730-00-909-8627	58536	A-A-52506-F-36	CLAMP,HOSE.....	6
38	MOOZZ		81349	M62217/1-32 BULK	HOSE,NONMETALLIC MAKE FROM HOSE,NONMETALLIC, P/N M62217/1-32 BULK.....	2
39	PAOZZ	4730-00-277-6332	96906	MS27769-6	PLUG,PIPE.....	1
40	PAOZZ	5330-00-809-1481	19207	10919233	GASKET.....	1
41	PAOZZ	6620-00-810-3926	19207	10921755-2	THERMOSTAT,FLOW CON.....	1
42	PBOZZ	2930-00-933-1102	19207	10919235	WATER OUTLET,ENGINE.....	1
43	PAOZZ	4730-00-764-9109	96906	MS24519-17	ELBOW,PIPE TO HOSE.....	1
44	PAOZZ	4730-00-877-8997	96906	MS51504A4-4	ELBOW,PIPE TO TUBE.....	1
45	PBOOO	2930-01-438-1310	19207	12268158	HOUSING,COOLANT PUM.....	1
46	XAOZZ		19207	10921427	HOUSING,ENGINE COOL.....	1
47	XAOZZ		96906	MS17301-051	STUD,PLAIN.....	1

END OF FIGURE



06hip123a

Figure 4. Gun Tube Travel Lock Control Box (Sheet 1 of 2)



06hip123b

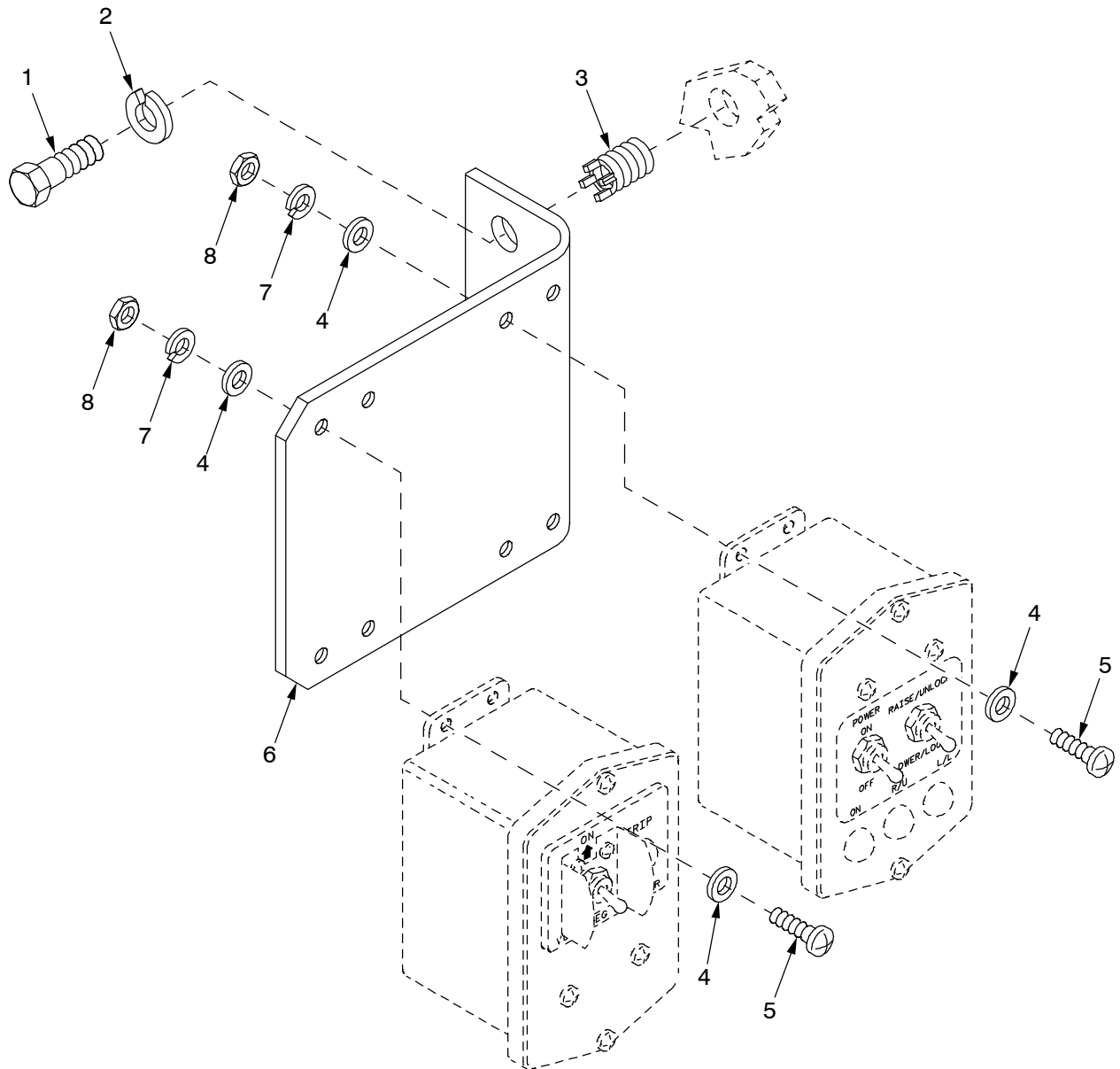
Figure 4. Gun Tube Travel Lock Control Box (Sheet 2 of 2)

TM 9-2350-311-24P-1 SUPPLEMENT

(1) ITEM NO	(2) SMR	(3) NSN	(4) CAGE	(5) PART NUMBER	(6) DESCRIPTION AND USABLE ON CODE (UOC)	(7) QTY
					GROUP 06 ELECTRICAL SYSTEM (ENGINE AND VEHICULAR, ETC.)	
					GROUP 0607 INSTRUMENT OR ENGINE CONTROL PANEL	
					FIGURE 4 GUN TUBE TRAVEL LOCK CONTROL BOX	
1	PAOOO	2510-01-321-3337	19207	12361816	PANEL,VEHICULAR OPE.....	1
2	PAOZZ	5930-01-141-5368	81349	M5423/16-01	.BOOT,DUST AND MOIST.....	1
3	PAOZZ	5930-00-728-4328	96906	MS25306-222	.SWITCH,TOGGLE.....	1
4	PAOZZ	9905-01-349-2440	19207	12370888	.PLATE,INSTRUCTION.....	1
5	PAOZZ	5930-00-901-4275	96906	MS25307-272	.SWITCH,TOGGLE.....	1
6	PAOZZ	5305-00-969-4356	80205	MS3212-14	.SCREW,MACHINE.....	2
7	PAOZZ	5945-01-162-7280	81349	M6106/19-014	.RELAY,ELECTROMAGNET.....	1
8	PAOZZ	5310-00-045-4007	80205	MS35338-41	.WASHER,LOCK.....	2
9	PAOZZ	5310-00-934-9747	80205	MS35649-262	.NUT,PLAIN,HEXAGON.....	2
10	PAOZZ	6150-01-367-0950	19207	12370889	.CABLE ASSEMBLY,SPEC.....	1
11	PAOZZ	5935-01-238-6747	81349	M85049/95-18A	.PLATE,RETAINING,ELE.....	1
12	PAOZZ	5330-01-360-1778	55561	46739-18/1	.GASKET.....	1
13	PAOZZ	5305-00-006-9408	80205	MS3212-5	.SCREW,MACHINE.....	4
14	PAOZZ	6210-00-176-4928	81349	MIL-L-3661/47A L H89/1	.HOUSING,LIGHT.....	2
15	PAOZZ	5980-01-281-5356	19207	12360905-3	.LIGHT EMITTING DIOE.....	3
16	PAOZZ	6210-00-183-0511	81349	LC35CN2	.LENS,LIGHT.....	3
17	PAOZZ	5895-01-358-7397	19207	12361815	.CASE,ELECTRONIC COM.....	1
18	PAOZZ	5305-00-984-6191	80205	MS35206-243	..SCREW,MACHINE.....	2
19	MOOZZ		81343	M81044/12-20-9	.WIRE,ELECTRICAL MAKE FROM WIRE,ELECTRICAL (81343) M81044/12/20-9.....	3
20	PAOZZ	6150-01-358-9374	19207	12370891-2	.LEAD,ELECTRICAL.....	1
21	PAOZZ	6150-01-356-2078	06085	12370892-3	.LEAD,ELECTRICAL.....	1
22	PAOZZ	6150-01-436-0549	19207	12370891-4	.LEAD,ELECTRICAL.....	1
23	PAOZZ	6150-01-356-2076	06085	12370892-1	.LEAD,ELECTRICAL.....	1
24	PAOZZ	6150-01-356-2077	06085	12370892-2	.LEAD,ELECTRICAL.....	1
25	PAOZZ	6150-01-356-2080	06085	12370891-3	.LEAD,ELECTRICAL.....	1
26	PAOZZ	6150-01-356-2079	06085	12370891-1	.LEAD,ELECTRICAL.....	1

END OF FIGURE





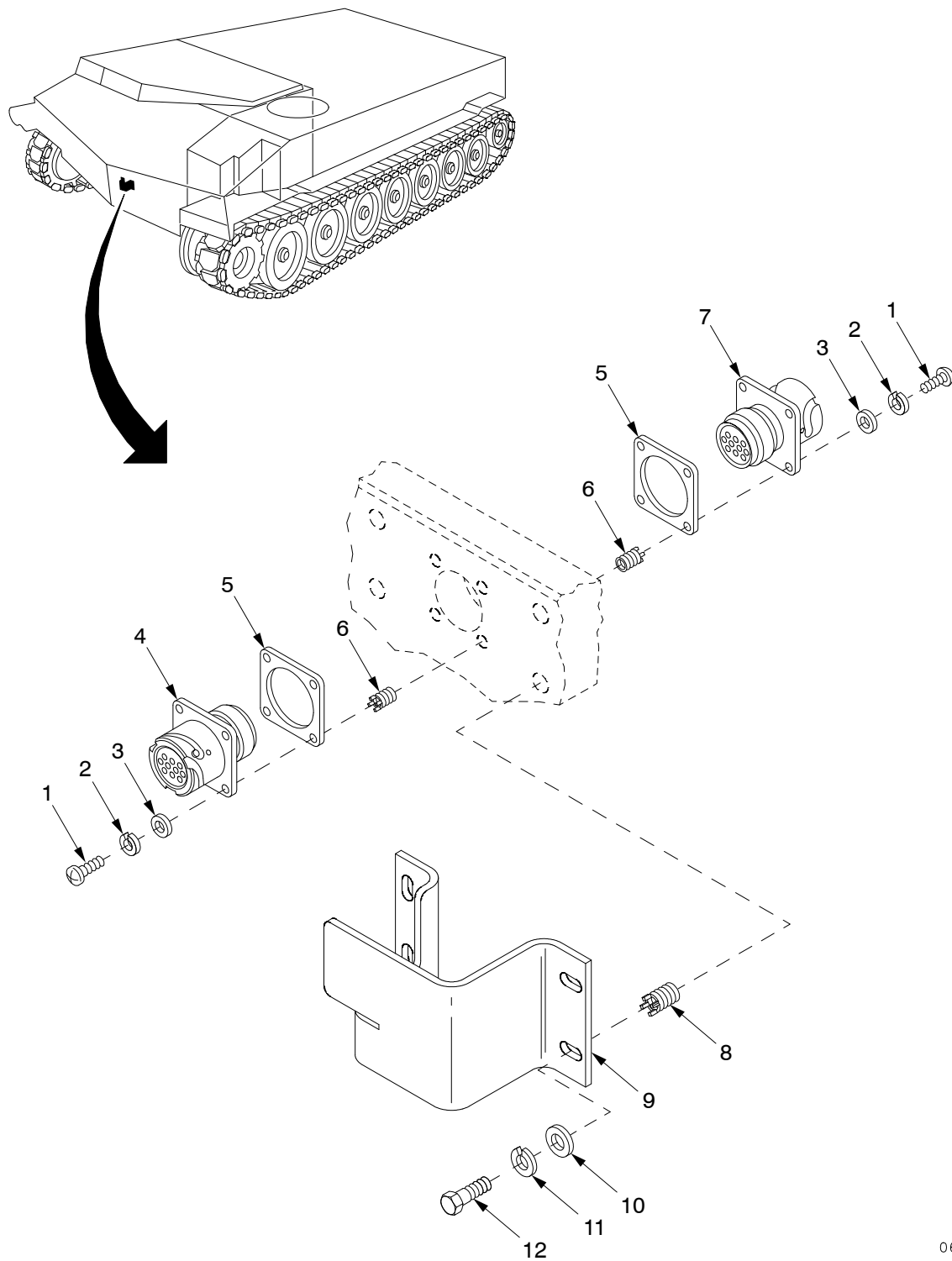
06hip335

Figure 5. Voltage Regulator and Gun Tube Travel Lock Control Box Mounting Bracket

TM 9-2350-311-24P-1 SUPPLEMENT

(1) ITEM NO	(2) SMR	(3) NSN	(4) CAGE	(5) PART NUMBER	(6) DESCRIPTION AND USABLE ON CODE (UOC)	(7) QTY
					GROUP 0607 INSTRUMENT OR ENGINE CONTROL PANEL	
					FIGURE 5 VOLTAGE REGULATOR AND GUN TUBE TRAVEL LOCK CONTROL BOX MOUNTING BRACKET	
1	PAOZZ	5305-00-543-4372	80204	B1821BH038C075N	SCREW,CAP,HEXAGON H.....	2
2	PAOZZ	5310-00-004-5033	80205	MS35338-46	WASHER,LOCK.....	2
3	PBOZZ	5325-01-066-2840	96906	MS51831-104	INSERT,SCREW THREAD.....	2
4	PAOZZ	5310-01-234-9416	96906	MS51412-2	WASHER,FLAT.....	8
5	PAOZZ	5305-00-984-6212	96906	MS35206-265	SCREW,MACHINE.....	4
6	PBOZZ	5340-01-316-1015	19207	12370531	BRACKET,MOUNTING.....	1
7	PAOZZ	5310-00-045-3296	80205	MS35338-43	WASHER,LOCK.....	4
8	PAOZZ	5310-00-934-9758	80205	MS35649-202	NUT,PLAIN,HEXAGON.....	4

END OF FIGURE



06hip127

Figure 6. Gun Tube Travel Lock Wiring Harness Connectors and Shield

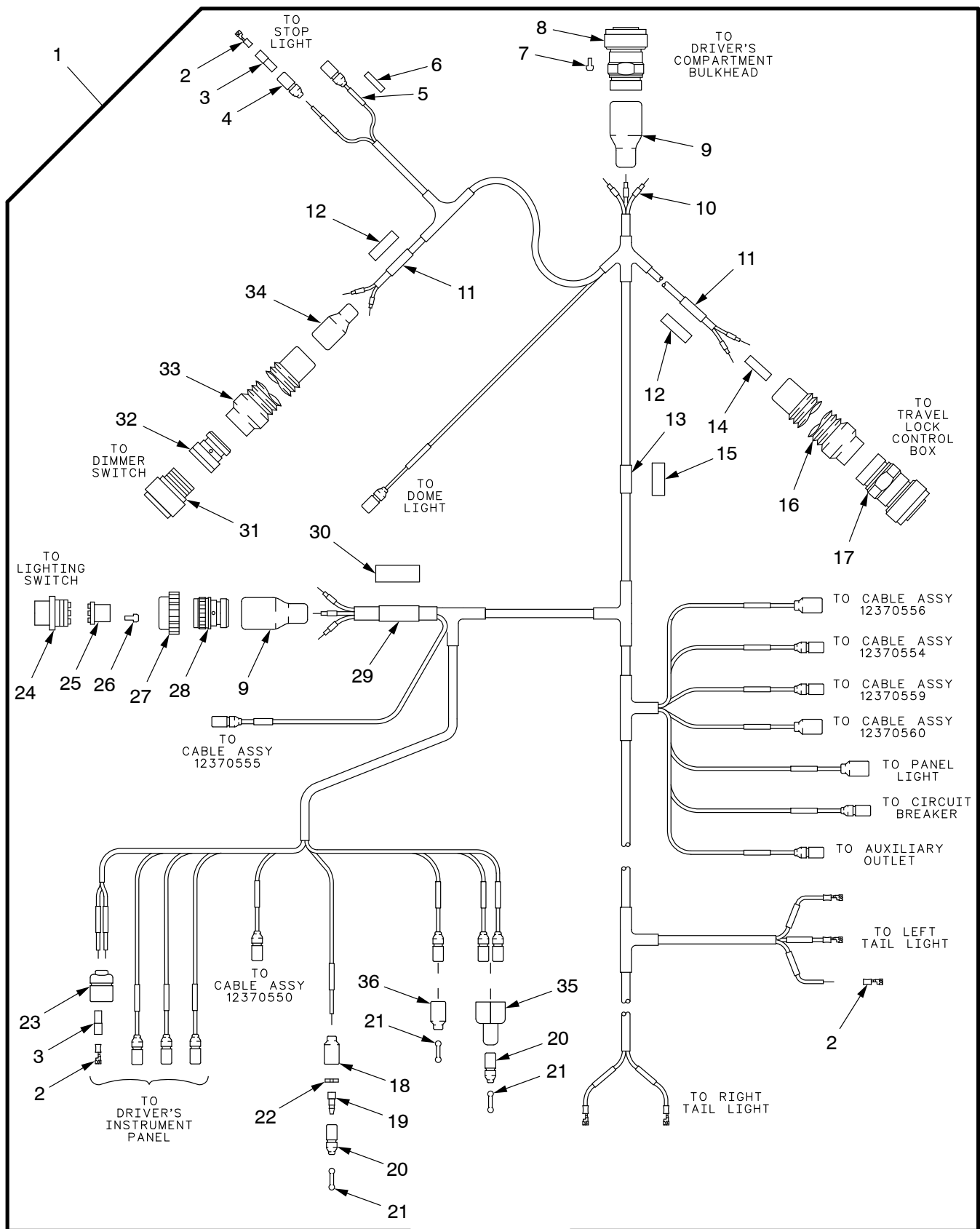


TM 9-2350-311-24P-1 SUPPLEMENT

(1) ITEM NO	(2) SMR	(3) NSN	(4) CAGE	(5) PART NUMBER	(6) DESCRIPTION AND USABLE ON CODE (UOC)	(7) QTY
					GROUP 0613 HULL OR CHASSIS WIRING HARNESS FIGURE 6 GUN TUBE TRAVEL LOCK WIRING HARNESS CONNECTORS AND SHIELD	
1	PAOZZ	5305-00-889-2997	80205	MS35206-215	SCREW,MACHINE.....	8
2	PAOZZ	5310-00-543-2410	80205	MS35338-40	WASHER,LOCK.....	8
3	PAOZZ	5310-00-950-1310	96906	MS27183-4	WASHER,FLAT.....	8
4	PAOZZ	5935-01-327-7450	19207	12361706	CONNECTOR,RECEPTACL.....	1
5	PAOZZ	5999-01-354-3740	81349	M83528/004J018	SHIELDING GASKET,EL.....	2
6	PAOZZ	5325-00-442-3208	96906	MS51830-102	INSERT,SCREW THREAD.....	8
7	PAOZZ	5935-01-327-7451	19207	12361705	CONNECTOR,RECEPTACL.....	1
8	PAOZZ	5325-01-066-2840	96906	MS51831-104	INSERT,SCREW,THREAD.....	4
9	PAOZZ	5340-01-336-6975	19207	12370529	BRACKET,MOUNTING.....	1
10	PAOZZ	5310-00-728-9957	19207	10910174-22	WASHER,FLAT.....	4
11	PAOZZ	5310-00-004-5033	80205	MS35338-46	WASHER,LOCK.....	4
12	PAOZZ	5305-00-068-0510	80204	B1821BH038C100N	SCREW,CAP,HEXAGON H.....	4

END OF FIGURE

TM 9-2350-311-24P-1 BRAZIL SUPPLEMENT



06hip164

Figure 7. Wiring Harness W115

TM 9-2350-311-24P-1 SUPPLEMENT

(1) ITEM NO	(2) SMR	(3) NSN	(4) CAGE	(5) PART NUMBER	(6) DESCRIPTION AND USABLE ON CODE (UOC)	(7) QTY
GROUP 0613 HULL OR CHASSIS WIRING HARNESS FIGURE 7 WIRING HARNESS W115						
1	PAOOO	6150-01-316-8830	19207	12370551	WIRING HARNESS,BRAN.....	1
2	PAOZZ	5940-00-399-6676	19207	8338564	.TERMINAL SET,QUICK.....	22
3	PAOZZ	5970-00-833-8562	19207	8338562	.INSULATOR,BUSHING.....	17
4	PAOZZ	5975-00-660-5962	19207	8724494	.CABLE NIPPLE,ELECTR.....	15
5	PCOZZ	5970-00-082-3942	81343	M23053/5-105-9	.INSULATION SLEEVING.....	26
6	MOOZZ		81343	M23053/18-205-C	.INSULATION SLEEVING MAKE FROM INSULATION SLEEVING (81343) M23053/18-205-C QTY AS REQUIRED....	1
7	PAOZZ	5935-00-235-8970	96906	MS27488-16-1	.PLUG,END SEAL,ELECT.....	1
8	PAOZZ	5935-01-327-7434	19207	12361682-8	.CONNECTOR,PLUG,ELEC.....	1
9	PAOZZ	5975-01-328-6225	06090	202F263-51-22/16 4	.CABLE NIPPLE,ELECTR.....	1
10	PCOZZ	5970-00-819-9569	92194	FIT221 3-32WHITE	.INSULATION SLEEVING.....	47
11	PCOZZ	5970-00-740-2971	81343	M23053/5-107-9	.INSULATION SLEEVING.....	2
12	MOOZZ		81343	M23053/18-207-C	.INSULATION SLEEVING MAKE FROM INSULATION SLEEVING (81343) M23053/18-207-C QTY AS REQUIRED.....	1
13	MOOZZ		81343	M23053/5-108-9	.INSULATION SLEEVING MAKE FROM INSULATION SLEEVING (81343) M23053/5-108-9 QTY AS REQUIRED.....	1
14	MOOZZ		19207	12352468-4	.INSULATION SLEEVING MAKE FROM INSULATION SLEEVING (19207) 12352468-9 QTY AS REQUIRED.....	1
15	MOOZZ		81343	M23053/18-208-C	.INSULATION SLEEVING MAKE FROM INSULATION SLEEVING (81343) M23053/18-208-C QTY AS REQUIRED.....	1
16	PAOZZ	5935-01-170-3930	06090	202C632-51/164	.BOOT, DUST AND MOIS.....	1
17	PAOZZ	5935-01-327-9100	19207	12361682-4	.CONNECTOR,PLUG,ELEC.....	1
18	PAOZZ	5935-00-691-5591	19207	8724495	.SHELL,ELECTRICAL CO.....	4
19	PAOZZ	5999-00-926-3144	58536	AA52536-3	.CONTACT,ELECTRICAL.....	4
20	PAOZZ	5935-00-833-8561	19207	8338561	.SHELL,ELECTRICAL CO.....	2
21	PAOZZ	5935-00-214-0904	19207	7982907	.DUMMY CONNECTOR,PLU.....	3
22	PAOZZ	5310-00-656-0067	19207	8724497	.WASHER,SLOTTED.....	4
23	PAOZZ	5935-00-767-7936	96906	MS27145-1	.CONNECTOR,PLUG,ELEC.....	1
24	PAOZZ	5935-00-686-2599	19207	8724258	.CONNECTOR,PLUG,ELEC.....	1
25	PAOZZ	5365-00-090-5426	19207	7722333	.BUSHING,NONMETALLIC.....	1
26	PAOZZ	5935-01-097-0399	96906	MS27488-12-1	.PLUG,END SEAL,ELECT.....	2
27	PAOZZ	5975-00-771-6634	19207	7716634	.NUT,COUPLING,ELECTR.....	1
28	PAOZZ	5935-01-019-5156	07418	S2484A30-4	.CONNECTOR,PLUG,ELEC.....	1
29	MOOZZ		81343	M23053/5-110-9	.INSULATION SLEEVING MAKE FROM INSULATION SLEEVING (81343) M23053/5-110-9 QTY AS REQUIRED.....	1
30	MOOZZ		81343	M23053/18-210-C	.INSULATION SLEEVING MAKE FROM INSULATION SLEEVING (81343) M23053/18-210-C QTY AS REQUIRED....	1
31	PAOZZ	5935-01-019-5156	96906	MS3456W22-23S	.CONNECTOR,PLUG,ELEC.....	1
32	PAOZZ	5935-01-259-5549	81349	M85049/60-1W22	.ADAPTER,CABLE CLAMP.....	1
33	PAOZZ	5340-01-096-5069	19207	12273242-519	.BOOT,DUST AND MOIST.....	1
34	PAOZZ	5970-01-434-6534	06090	202E344-51/164	.INSULATION SLEEVING.....	1
35	PAOZZ	5935-00-900-6281	96906	MS27147-1	.ADAPTER,CONNECTOR.....	1
36	PAOZZ	5935-00-572-9180	19207	8338566	.SHELL,ELECTRICAL CO.....	1

END OF FIGURE

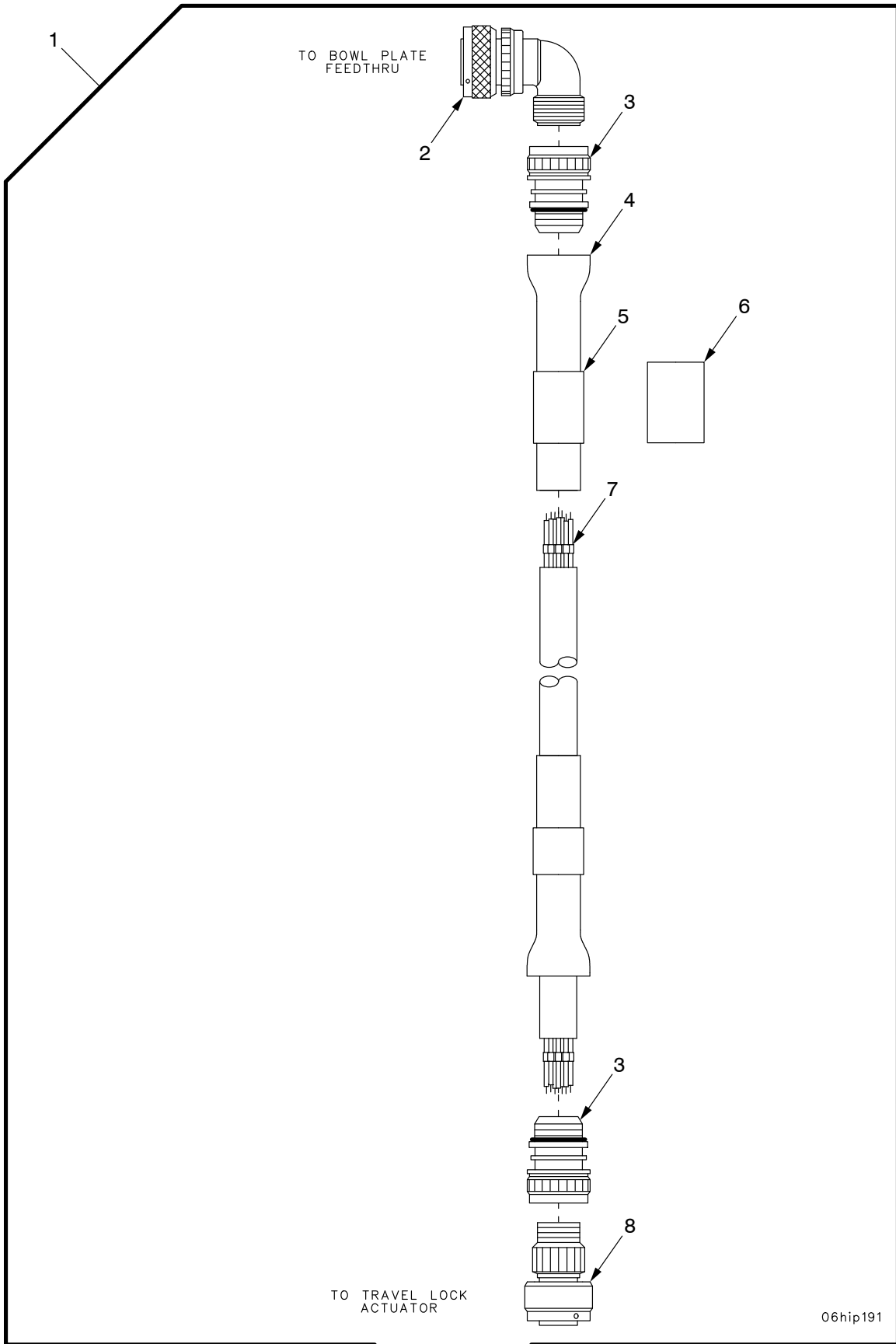


Figure 8. Wiring Harness W126

TM 9-2350-311-24P-1 SUPPLEMENT

(1) ITEM NO	(2) SMR	(3) NSN	(4) CAGE	(5) PART NUMBER	(6) DESCRIPTION AND USABLE ON CODE (UOC)	(7) QTY
GROUP 0613 HULL OR CHASSIS WIRING HARNESS FIGURE 8 WIRING HARNESS W126						
1	PAOOO	6150-01-434-3959	19207	12370562	CABLE ASSEMBLY, SPEC.....	1
2	PAOZZ	5935-01-375-5082	19207	12370971	.CONNECTOR, PLUG, ELEC.....	1
3	PAOZZ	5935-01-327-6374	06085	12361740-1	.ADAPTER, CONNECTOR.....	2
4	PAOZZ	5970-01-328-6388	06090	202F221-51-22/16 4	.INSULATION SLEEVING.....	2
5	MOOZZ		81343	M23053/5-110-9	.INSULATION SLEEVING MAKE FROM SLEEVING, P/N M23053/5-110-9.....	2
6	MOOZZ		81343	M23053/18-210-C	.INSULATION SLEEVING MAKE FROM SLEEVING, P/N M23053/18-210-C.....	2
7	PCOZZ	5970-00-819-9569	92194	FIT221 3-32WHITE	.INSULATION SLEEVING.....	20
8	PAOZZ	5935-01-346-3346	19207	12361681-2	.CONNECTOR, PLUG, ELEC.....	1

END OF FIGURE

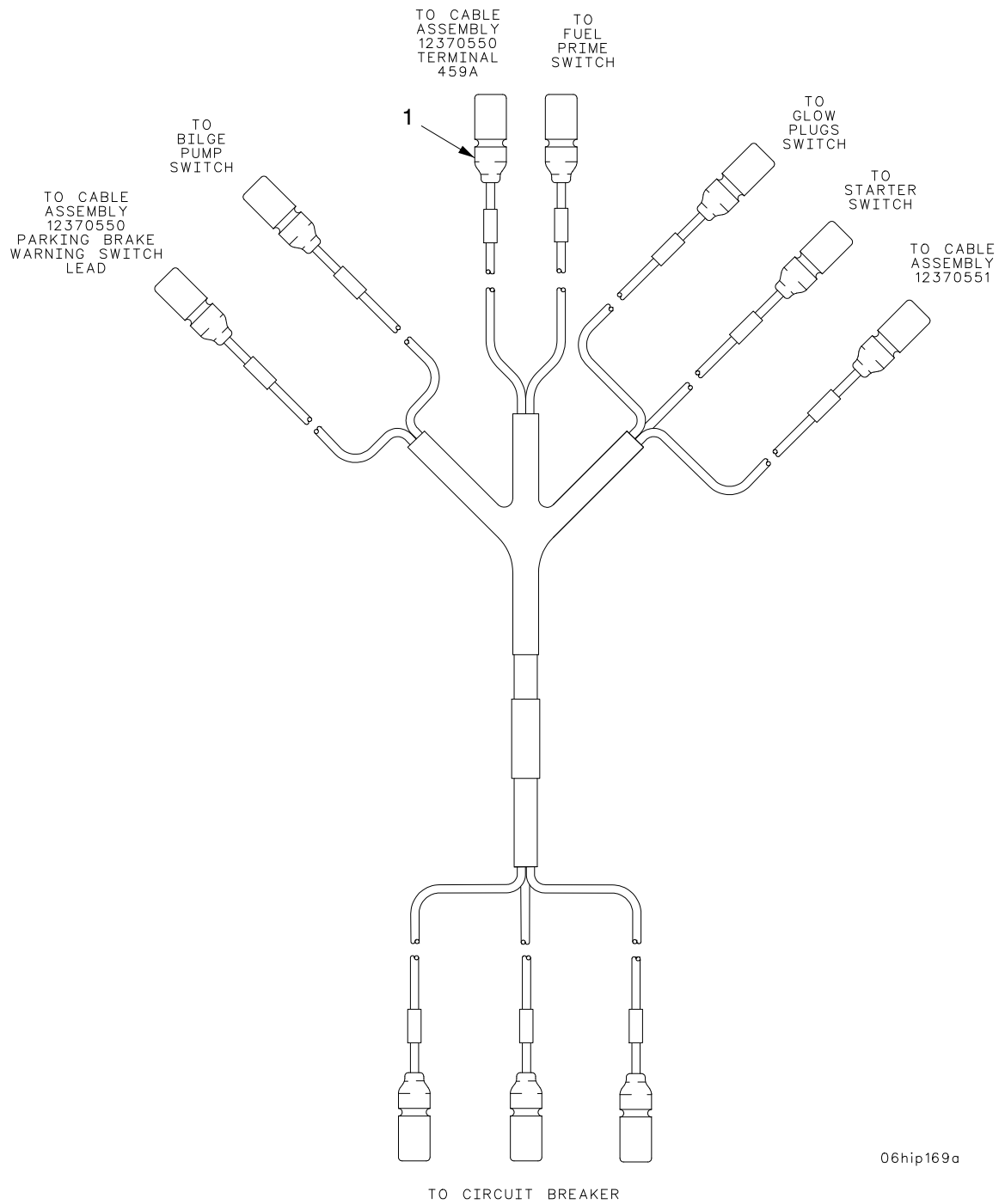


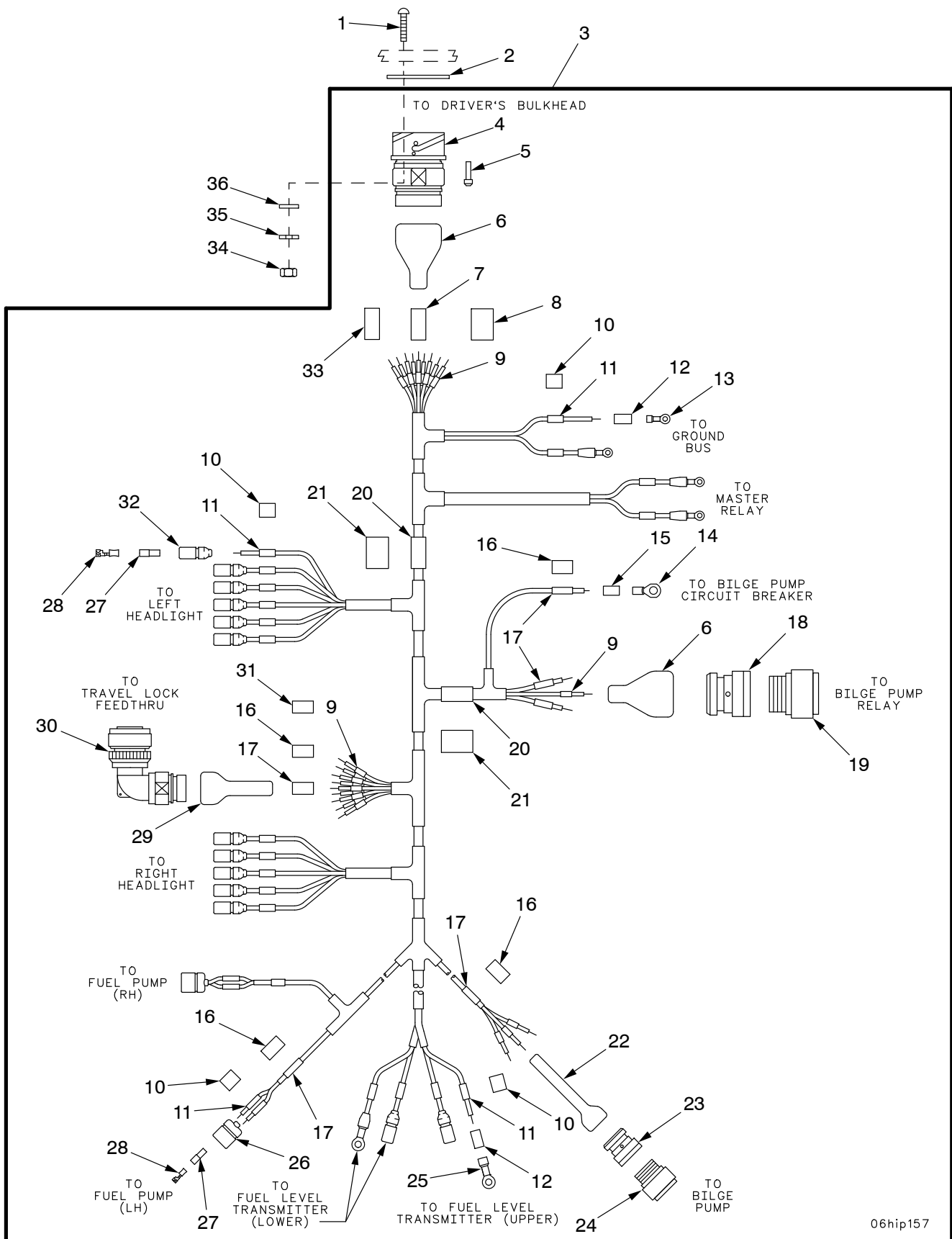
Figure 9. Wiring Harness W120

TM 9-2350-311-24P-1 SUPPLEMENT

(1) ITEM NO	(2) SMR	(3) NSN	(4) CAGE	(5) PART NUMBER	(6) DESCRIPTION AND USABLE ON CODE (UOC)  GROUP 0613 HULL OR CHASSIS WIRING HARNESS FIGURE 9 WIRING HARNESS W120	(7) QTY
1	PAOZZ	6150-01-315-4980	19207	12370556	WIRING HARNESS,BRAN.....	1

END OF FIGURE

TM 9-2350-311-24P-1 BRAZIL SUPPLEMENT



06hip157

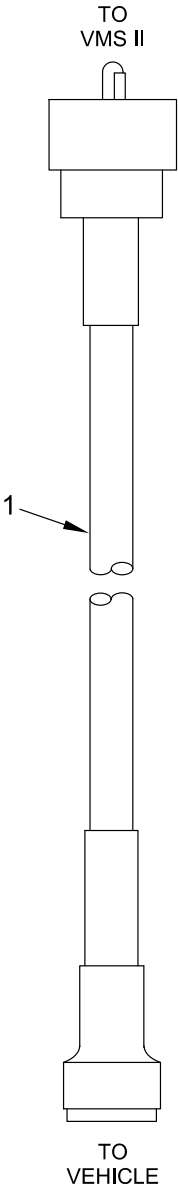
Figure 10. Wiring Harness W113 (FOV01233)



TM 9-2350-311-24P-1 SUPPLEMENT

(1) ITEM NO	(2) SMR	(3) NSN	(4) CAGE	(5) PART NUMBER	(6) DESCRIPTION AND USABLE ON CODE (UOC)	(7) QTY
GROUP 0613 HULL OR CHASSIS WIRING HARNESS FIGURE 10 WIRING HARNESS W113 (FOV01233)						
1	PAOZZ	5305-00-889-3001	80205	MS35206-231	SCREW,MACHINE.....	4
2	PAOZZ	5330-01-234-2626	55561	46739-28	GASKET.....	1
3	PAOOO	6150-01-315-4979	19207	12370549	WIRING HARNESS,BRAN.....	1
4	PAOZZ	5935-01-327-7452	19207	12361689-3	.CONNECTOR,RECEPTACL.....	1
5	PAOZZ	5935-00-235-8970	96906	MS27488-16-1	.PLUG,END SEAL,ELECT.....	1
6	PAOZZ	5975-01-328-6228	06090	202F253-51-10/16 4	.CABLE NIPPLE,ELECTR.....	2
7	MOOZZ		81349	M23053/5-111-9	.INSULATION SLEEVING MAKE FROM SLEEVING, (81349) P/N M23053/5-111-9, QTY AS REQUIRED.....	1
8	MOOZZ		81343	M23053/5-211-C	.INSULATION SLEEVING MAKE FROM SLEEVING, (81343) P/N M23053/5-211-C, QTY AS REQUIRED.....	1
9	PCOZZ	5970-00-819-9569	92194	FIT221 3-32WHITE	.INSULATION SLEEVING.....	7
10	MOOZZ		81343	M23053/18-206-C	.INSULATION SLEEVING MAKE FROM SLEEVING, (81343) P/N M23053/18-206-C, QTY AS REQUIRED....	1
11	PCOZZ	5970-00-082-3942	81343	M23053/5-105-9	.INSULATION SLEEVING.....	7
12	MOOZZ		81343	M23053/4-103-0	.INSULATION SLEEVING MAKE FROM SLEEVING, (81343) P/N M23053/4-103-0, QTY AS REQUIRED.....	1
13	PAOZZ	5940-00-143-4780	81343	MS25036-108	.TERMINAL,LUG.....	4
14	PAOZZ	5940-00-113-9825	81343	MS20659-141	.TERMINAL,LUG.....	1
15	MOOZZ		81349	M23053/4-202-0	.INSULATION SLEEVING MAKE FROM SLEEVING, (81349) P/N M23053/4-202-0, QTY AS REQUIRED.....	1
16	MOOZZ		81343	M23053/18-207-C	.INSULATION SLEEVING MAKE FROM SLEEVING, (81343) P/N M23053/18-207-C, QTY AS REQUIRED....	1
17	PCOZZ	5970-00-740-2971	81343	M23053/5-107-9	.INSULATION SLEEVING.....	7
18	PAOZZ	5935-01-259-5549	81349	M85049/60-1W22	.ADAPTER,CABLE CLAMP.....	1
19	PAOZZ	5935-01-062-2399	96906	MS3456W22-2S	.CONNECTOR,PLUG,ELEC.....	1
20	MOOZZ		81343	M23053/5-109-9	.INSULATION SLEEVING MAKE FROM SLEEVING, (81343) P/N M23053/5-109-9, QTY AS REQUIRED.....	1
21	MOOZZ		81343	M23053/18-209-C	.INSULATION SLEEVING MAKE FROM SLEEVING, (81343) P/N M23053/18-209-C, QTY AS REQUIRED....	1
22	PAOZZ	2530-01-423-2769	19207	12370932-3	.BOOT,VEHICULAR COMP.....	1
23	PAOZZ	5975-01-328-6228	81349	M85049/60-1W16	.CABLE NIPPLE,ELECTR.....	1
24	PAOZZ	5935-01-239-8211	96906	MS3456W16-12S	.CONNECTOR,PLUG,ELEC.....	1
25	PAOZZ	5940-00-230-0515	81343	MS25035-154	.TERMINAL,LUG.....	2
26	PAOZZ	5935-00-767-7936	96906	MS27145-1	.CONNECTOR,PLUG,ELEC.....	2
27	PAOZZ	5970-00-833-8562	19207	8338562	.INSULATOR,BUSHING.....	17
28	PAOZZ	5940-00-399-6676	19207	8338564	.TERMINAL SET,QUICK.....	17
29	PAOZZ	1010-01-188-3117	06090	202F221-51/164	.BOOT,DUST AND MOIST.....	1
30	PAOZZ	5935-01-327-6699	19207	12361684-2	.CONNECTOR,PLUG,ELEC.....	1
31	MOOZZ		19207	12352468-6	.INSULATION SLEEVING MAKE FROM SLEEVING, (19207) P/N 12352468-9, QTY AS REQUIRED.....	1
32	PAOZZ	5975-00-660-5962	19207	8724494	.CABLE NIPPLE,ELECTR.....	13
33	MOOZZ		19207	12352468-4	.INSULATION SLEEVING MAKE FROM SLEEVING, (19207) P/N 12352468-9, QTY AS REQUIRED.....	1
34	PAOZZ	5310-00-934-9747	80205	MS35649-262	NUT,PLAIN,HEXAGON.....	4
35	PAOZZ	5310-00-045-4007	80205	MS35338-41	WASHER,LOCK.....	4
36	PAOZZ	5310-01-303-4701	96906	MS51412-1	WASHER,FLAT.....	4

END OF FIGURE



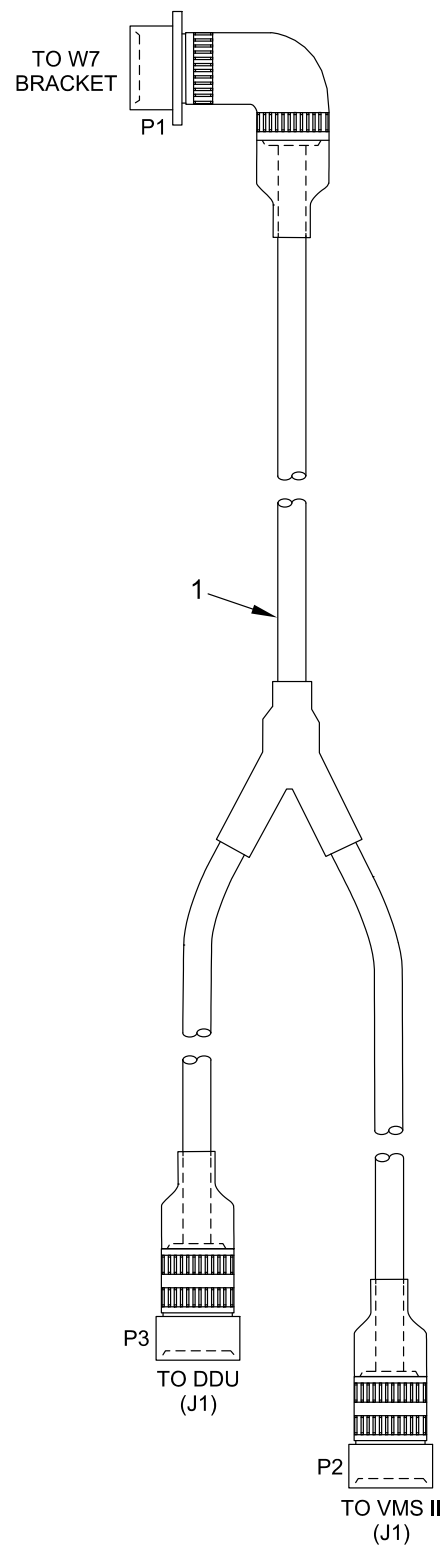
CHL06hip022

Figure 11. VMS-to-Vehicle Transmission Interface A206E479-01 (W1)

TM 9-2350-311-24P-1 SUPPLEMENT

(1) ITEM NO	(2) SMR	(3) NSN	(4) CAGE	(5) PART NUMBER	(6) DESCRIPTION AND USABLE ON CODE (UOC)	(7) QTY
					GROUP 0613 HULL OR CHASSIS WIRING HARNESS	
					FIGURE 11 VMS-TO-VEHICLE TRANSMISSION INTERFACE A206E479-01 (W1)	
1	PAOZZ		88818	A206E479-01	CABLE ASSEMBLY.....	1

END OF FIGURE



CHL06hip020

Figure 12. DDU/VMS-to-W2 Bracket A548F216-01 (W7)

TM 9-2350-311-24P-1 SUPPLEMENT

(1) ITEM NO	(2) SMR	(3) NSN	(4) CAGE	(5) PART NUMBER	(6) DESCRIPTION AND USABLE ON CODE (UOC)	(7) QTY
					GROUP 0613 HULL OR CHASSIS WIRING HARNESS	
					FIGURE 12 DDU/VMS-TO-W2 BRACKET A548F216-01 (W7)	
1	PAOZZ		88818	A548F216-01	CABLE ASSEMBLY.....	1

END OF FIGURE

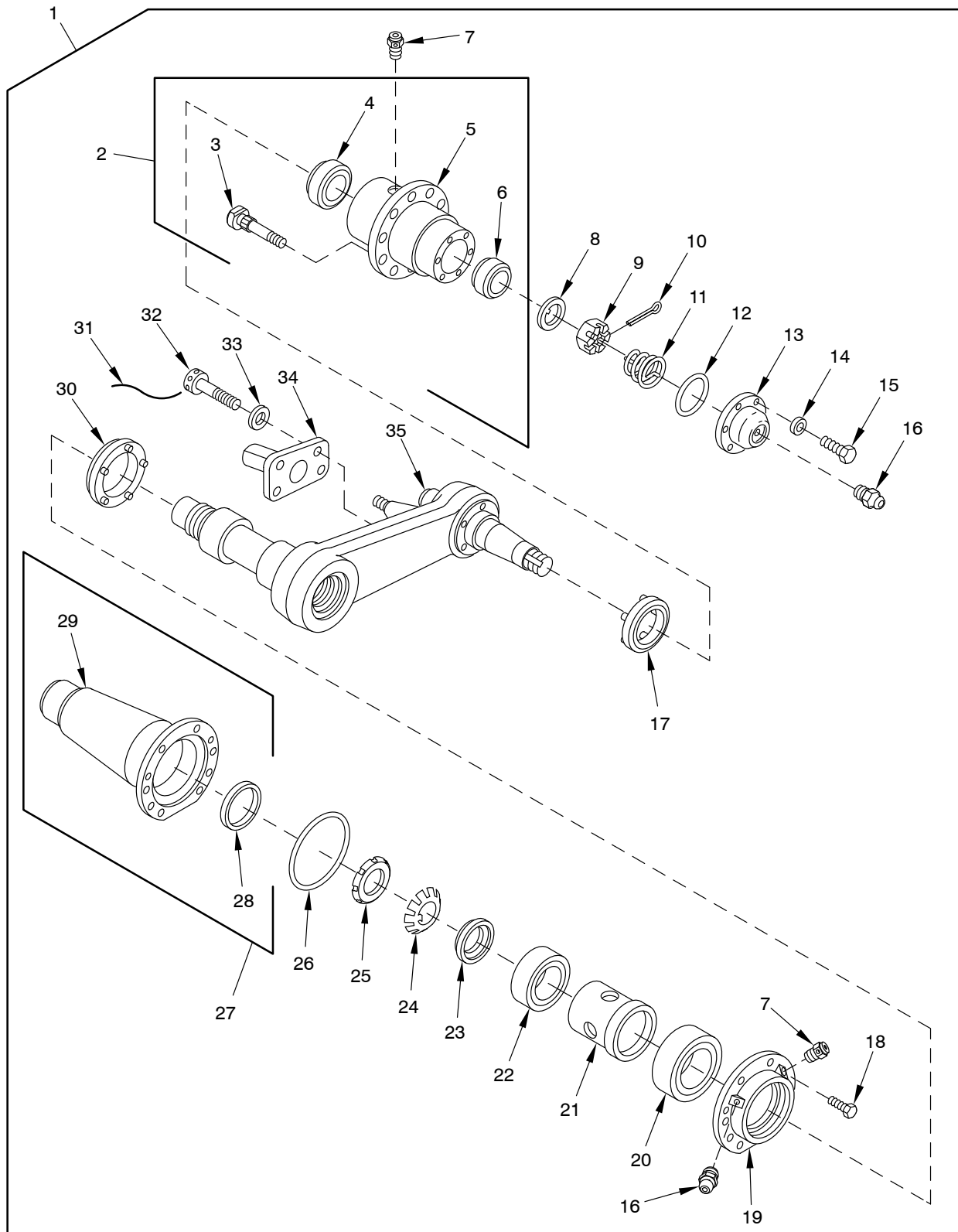


Figure 13. Road Arm Assembly, Left Side Position One and Right Side Position Seven

SECTION II	TM 9-2530-311-24P-1						
(1)	(2)	(3)	(4)	(5)	(6)		(7)
ITEM	SMR	NSN	PART	DESCRIPTION AND			
NO			CAGE	NUMBER	USABLE ON CODE (UOC)		QTY
					GROUP	1301 SUSPENSION ASSEMBLY	
					FIGURE 13	ROAD ARM ASSEMBLY, LEFT SIDE POSITION ONE, AND RIGHT SIDE POSITION SEVEN	
1	AF	FFFF		19207	12361559-1	ARM ASSEMBLY,PIVOT,.....	2
2	PA	FFFF	2530-00-967-3346	19207	10920657-1	.HUB,WHEEL,VEHICULAR.....	1
3	PA	FZZ	5306-00-419-9544	19207	11643631-1	..BOLT,RIBBED SHOULDERS.....	10
4	PA	FZZ	3110-00-227-2559	96906	MS19081-105	..BEARING,ROLLER,TAPE.....	1
5	XA	FZZ		19207	10920656	..HUB,BODY.....	1
6	PA	FZZ	3110-00-100-5937	58536	AA59649-345	..BEARING,ROLLER,TAPE.....	1
7	PA	FZZ	4820-01-131-2341	96906	MS35670-4A	.VALVE,SAFETY RELIEF.....	2
8	PA	FZZ	5310-00-528-7404	19207	5287404	.WASHER,KEY.....	1
9	PA	FZZ	5310-01-216-3677	97403	13211E9224	.NUT,PLAIN,SLOTTED,H.....	1
10	PA	FZZ	5315-00-243-1171	80205	MS24665-518	.PIN,COTTER.....	1
11	PA	FZZ	5360-00-737-9067	19207	7379067	.SPRING,HELICAL,COMP.....	1
12	PA	FZZ	5331-00-251-9376	81343	MS29513-241	.O-RING.....	1
13	PA	FZZ	5340-01-311-4736	19207	12268179	.COVER,ACCESS.....	1
14	PA	FZZ	5310-00-865-9513	19200	10910174-1	.WASHER,FLAT.....	6
15	PA	FZZ	5305-00-068-0515	80204	B1821BH025F100N	.SCREW,CAP,HEXAGON H.....	6
16	PA	FZZ	4730-00-050-4208	81343	AS15003-1	.FITTING,LUBRICATION.....	2
17	PA	FZZ	4320-01-308-9171	19207	12268362	.SEAL,FACE TYPE.....	1
18	PA	FZZ	5305-00-269-3234	80204	B1821BH038F075N	.SCREW,CAP,HEXAGON H.....	2
19	PA	FZZ	2530-00-179-5476	19207	10920644	.RETAINER,SEAL HOUSING.....	1
20	PA	FZZ	3110-00-446-3220	19207	10921640	.BEARING,ROLLER,NEED.....	1
21	PA	FZZ	5365-00-462-2305	19207	10920638	.SPACER,SLEEVE.....	1
22	PA	FZZ	3110-00-446-3211	51588	10921639	.BEARING,ROLLER,NEED.....	1
23	PA	FZZ	5365-00-445-8919	19207	10898175	.SPACER,HUB,TRACK SU.....	1
24	PA	FZZ	5310-00-293-9624	96906	MS19070-152	.WASHER,KEY.....	1
25	PA	FZZ	5310-01-093-4145	19207	10910098	.NUT,PLAIN,ROUND.....	1
26	PA	FZZ	5331-00-252-6041	81343	MS29513-260	.O-RING.....	1
27	PA	FFFF	3040-01-083-5414	19207	10920689	.HOUSING,MECHANICAL.....	1
28	PA	FZZ	5330-00-133-9443	19207	10921767	..SEAL,PLAIN ENCASED.....	1
29	XA	FZZ		19207	10920635	..HOUSING,MECHANICAL.....	1
30	PA	FZZ	5330-00-823-5607	19207	12268229	.SEAL,PLAIN ENCASED.....	1
31	MF	FZZ	9505-00-684-4843	80205	MS20995F41	.WIRE,NONELECTRICAL.....	1
32	PA	FZZ	5305-01-360-7865	80205	NAS1351-12H24P	.SCREW,CAP,SOCKET HEAD.....	4
33	PA	FZZ	5310-00-149-9119	96906	MS20002C12	.WASHER,RECESSED.....	4
34	PA	FZZ	2530-01-340-1787	19207	12361527	.PIN,STOP.....	1
35	PA	FZZ	2530-01-360-2437	19207	10920802-3	.ARM ASSEMBLY,PIVOT,.....	1

END OF FIGURE

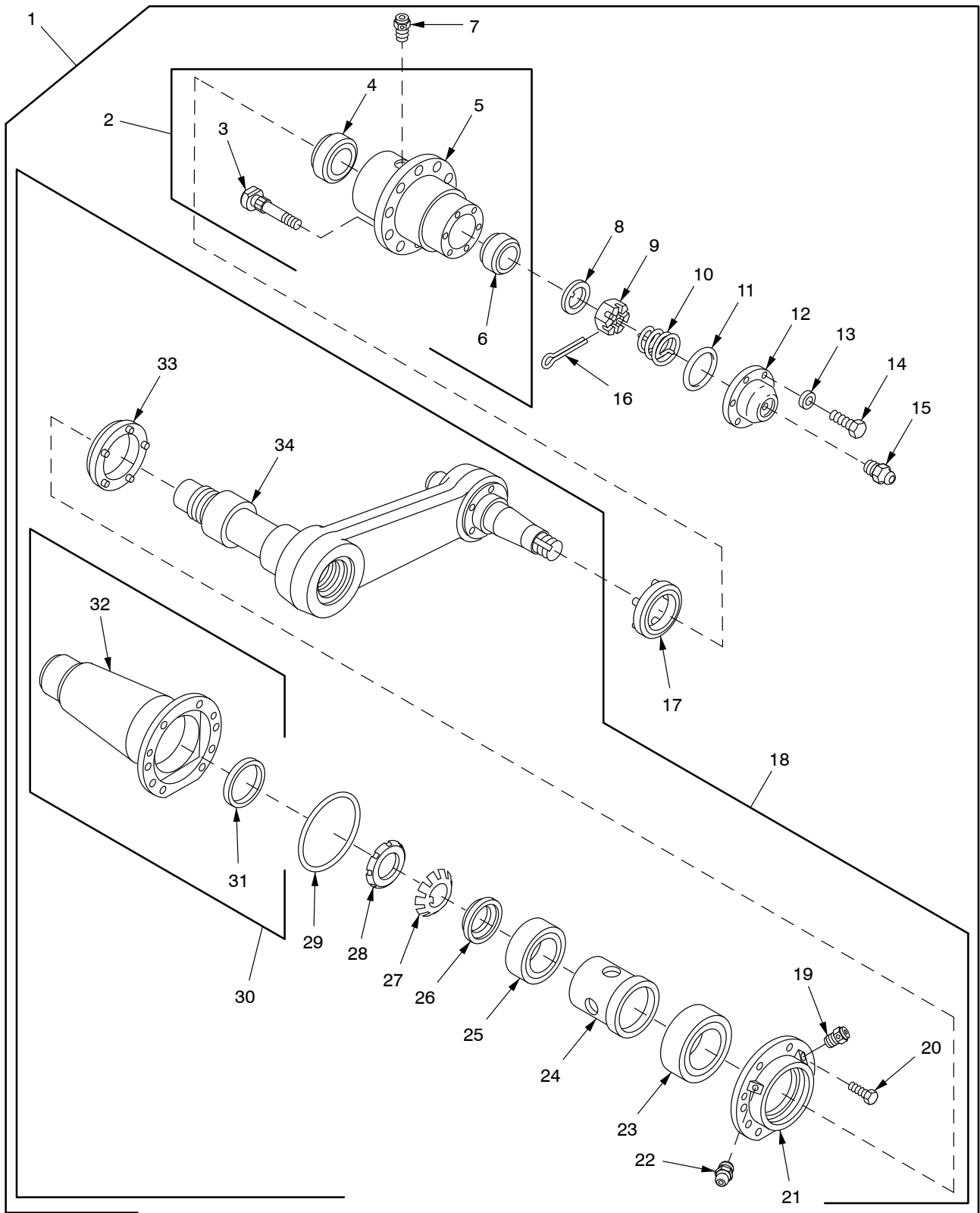


Figure 14. Road Arm Assembly, Positions Two, Three, Four, Five and Six



SECTION II		TM 9-2530-311-24P-1				(6)	(7)
(1)	(2)	(3)	(4)	(5)			
ITEM	SMR	NSN	CAGE	PART	DESCRIPTION AND		
NO				NUMBER	USABLE ON CODE (UOC)		QTY
					GROUP 1301 SUSPENSION ASSEMBLY		
					FIGURE 14 ROAD ARM ASSEMBLY,		
					POSITION TWO, THREE,		
					FOUR, FIVE AND SIX		
1	AF FFF		19207	10920704	ARM AND HUB ASSEMBL.....		10
2	PA FFF	2530-00-967-3346	19207	10920657-1	.HUB,WHEEL,VEHICULAR.....		1
3	PA FZZ	5306-00-419-9544	19207	11643631-1	..BOLT,RIBBED SHOULDE.....		10
4	PA FZZ	3110-00-227-2559	96906	MS19081-105	..BEARING,ROLLER,TAPE.....		1
5	XA FZZ		19207	10920656	..HUB,BODY.....		1
6	PA FZZ	3110-00-100-5937	58536	AA59649-345	..BEARING,ROLLER,TAPE.....		1
7	PA FZZ	4820-01-131-2341	96906	MS35670-4A	.VALVE,SAFETY RELIEF.....		1
8	PA FZZ	5310-00-528-7404	19207	5287404	.WASHER,KEY.....		1
9	PA FZZ	5310-01-216-3677	97403	13211E9224	.NUT,PLAIN,SLOTTED,H.....		1
10	PA FZZ	5360-00-737-9067	19207	7379067	.SPRING,HELICAL,COMP.....		1
11	PA FZZ	5331-00-251-9376	81343	MS29513-241	.O-RING.....		1
12	PA FZZ	5340-01-311-4736	19207	12268179	.COVER,ACCESS.....		1
13	PA FZZ	5310-00-865-9513	19200	10910174-1	.WASHER,FLAT.....		6
14	PA FZZ	5305-00-068-0515	80204	B1821BH025F100N	.SCREW,CAP,HEXAGON H.....		6
15	PA FZZ	4730-00-050-4208	81343	AS15003-1	.FITTING,LUBRICATION.....		1
16	PA FZZ	5315-00-243-1171	80205	MS24665-518	.PIN,COTTER.....		1
17	PA FZZ	4320-01-308-9171	19207	12268362	.SEAL,FACE TYPE.....		1
18	AF FFF		19207	10925059	.ARM ASSEMBLY,PIVOT,.....		1
19	PA FZZ	4820-01-131-2341	96906	MS35670-4A	..VALVE,SAFETY RELIEF.....		1
20	PA FZZ	5305-00-269-3234	80204	B1821BH038F075N	..SCREW,CAP,HEXAGON H.....		2
21	PA FZZ	2530-00-179-5476	19207	10920644	..RETAINER,SEAL HOUSI.....		1
22	PA FZZ	4730-00-050-4208	81343	AS15003-1	..FITTING,LUBRICATION.....		1
23	PA FZZ	3110-00-446-3220	19207	10921640	..BEARING,ROLLER,NEED.....		1
24	PA FZZ	5365-00-462-2305	19207	10920638	..SPACER,SLEEVE.....		1
25	PA FZZ	3110-00-446-3211	51588	10921639	..BEARING,ROLLER,NEED.....		1
26	PA FZZ	5365-00-445-8919	19207	10898175	..SPACER,HUB,TRACK SU.....		1
27	PA FZZ	5310-00-293-9624	96906	MS19070-152	..WASHER,KEY.....		1
28	PA FZZ	5310-01-093-4145	19207	10910098	.NUT,PLAIN,ROUND.....		1
29	PA FZZ	5331-00-252-6041	81343	MS29513-260	..O-RING.....		1
30	PA FFF	3040-01-083-5414	19207	10920689	..HOUSING,MECHANICAL.....		1
31	PA FZZ	5330-00-133-9443	19207	10921767	...SEAL,PLAIN ENCASED.....		1
32	XA FZZ		19207	10920635	...HOUSING,MECHANICAL.....		1
33	PA FZZ	5330-00-823-5607	19207	12268229	..SEAL,PLAIN ENCASED.....		1
34	PA FZZ	2530-01-084-5995	19207	10920703	..SPINDLE,WHEEL,DRIVI.....		1

END OF FIGURE

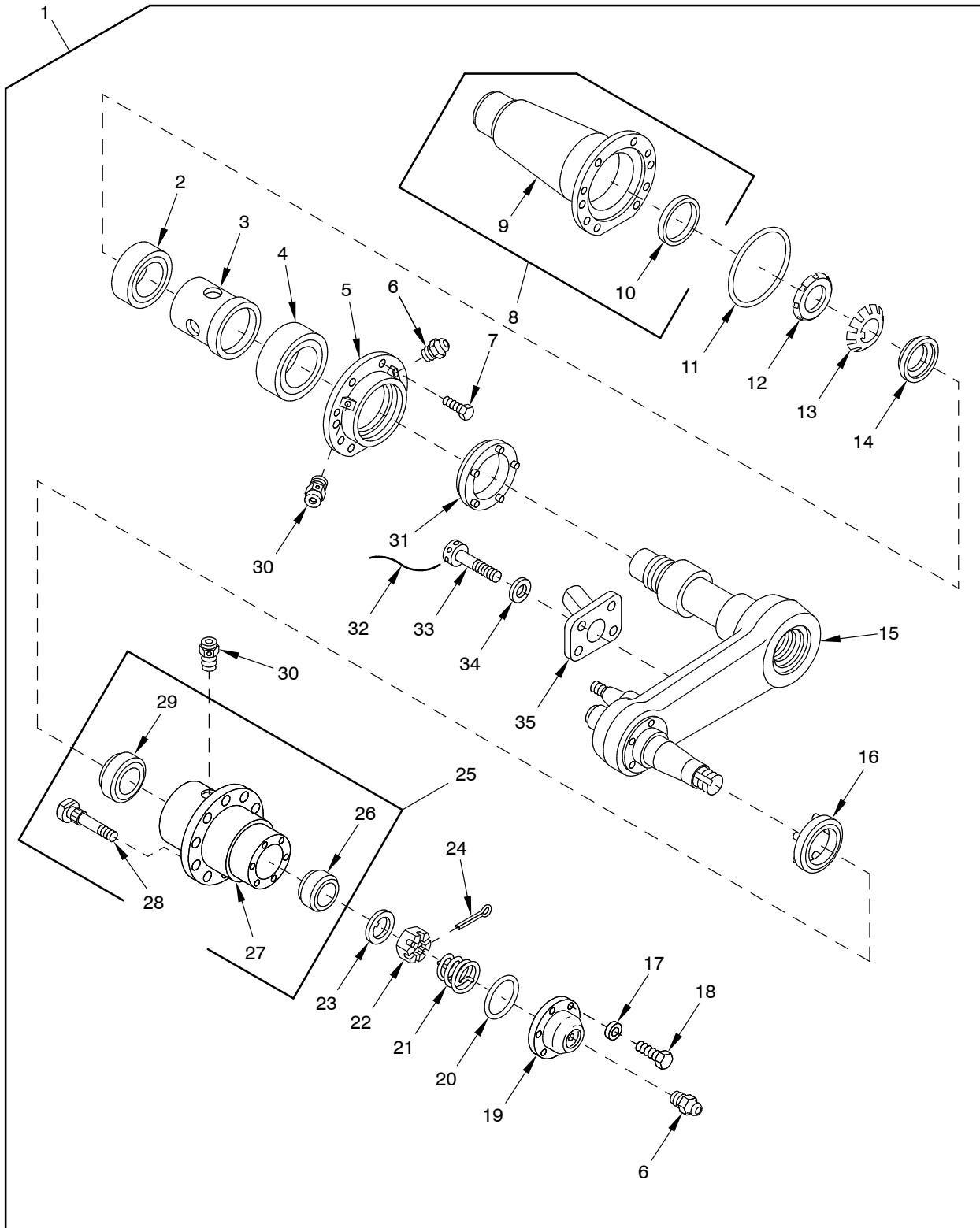


Figure 15. Road Arm Assembly, Right Side Position One and Left Side Position Seven

SECTION II		TM 9-2530-311-24P-1					
(1)	(2)	(3)	(4)	(5)	(6)		(7)
ITEM	SMR	NSN	CAGE	PART	DESCRIPTION AND		QTY
NO				NUMBER	USABLE ON CODE (UOC)		
					GROUP 1301 SUSPENSION ASSEMBLY		
					FIGURE 15 ROAD ARM ASSEMBLY, LEFT SIDE POSITION ONE, AND RIGHT SIDE POSITION SEVEN		
1	AFFFF		19207	12361559-2	ARM ASSEMBLY,PIVOT,.....		2
2	PAFZZ	3110-00-446-3211	51588	10921639	.BEARING,ROLLER,NEED.....		1
3	PAFZZ	5365-00-462-2305	19207	10920638	.SPACER,SLEEVE.....		1
4	PAFZZ	3110-00-446-3220	19207	10921640	.BEARING,ROLLER,NEED.....		1
5	PAFZZ	2530-00-179-5476	19207	10920644	.RETAINER,SEAL HOUSI.....		1
6	PAFZZ	4730-00-050-4208	81343	AS15003-1	.FITTING,LUBRICATION.....		2
7	PAFZZ	5305-00-269-3234	80204	B1821BH038F075N	.SCREW,CAP,HEXAGON H.....		2
8	PAFFF	3040-01-083-5414	19207	10920689	.HOUSING,MECHANICAL.....		1
9	XAFZZ		19207	10920635	..HOUSING,MECHANICAL.....		1
10	PAFZZ	5330-00-133-9443	19207	10921767	..SEAL,PLAIN ENCASED.....		1
11	PAFZZ	5331-00-252-6041	81343	MS29513-260	.O-RING.....		1
12	PAFZZ	5310-01-093-4145	19207	10910098	.NUT,PLAIN,ROUND.....		1
13	PAFZZ	5310-00-293-9624	96906	MS19070-152	.WASHER,KEY.....		1
14	PAFZZ	5365-00-445-8919	19207	10898175	.SPACER,HUB,TRACK SU.....		1
15	PAFZZ	2530-01-360-2438	19207	10920802-4	.ARM ASSEMBLY,PIVOT,.....		1
16	PAFZZ	4320-01-308-9171	19207	12268362	.SEAL,FACE TYPE.....		1
17	PAFZZ	5310-00-865-9513	19200	10910174-1	.WASHER,FLAT.....		6
18	PAFZZ	5305-00-068-0515	80204	B1821BH025F100N	.SCREW,CAP,HEXAGON H.....		6
19	PAFZZ	5340-01-311-4736	19207	12268179	.COVER,ACCESS.....		1
20	PAFZZ	5331-00-251-9376	81343	MS29513-241	.O-RING.....		1
21	PAFZZ	5360-00-737-9067	19207	7379067	.SPRING,HELICAL,COMP.....		1
22	PAFZZ	5310-01-216-3677	97403	13211E9224	.NUT,PLAIN,SLOTTED,H.....		1
23	PAFZZ	5310-00-528-7404	19207	5287404	.WASHER,KEY.....		1
24	PAFZZ	5315-00-243-1171	80205	MS24665-518	.PIN,COTTER.....		1
25	PAFFF	2530-00-967-3346	19207	10920657-1	.HUB,WHEEL,VEHICULAR.....		1
26	PAFZZ	3110-00-100-5937	58536	AA59649-345	..BEARING,ROLLER,TAPE.....		1
27	XAFZZ		19207	10920656	..HUB,BODY.....		1
28	PAFZZ	5306-00-419-9544	19207	11643631-1	..BOLT,RIBBED SHOULDE.....		10
29	PAFZZ	3110-00-227-2559	96906	MS19081-105	..BEARING,ROLLER,TAPE.....		1
30	PAFZZ	4820-01-131-2341	96906	MS35670-4A	.VALVE,SAFETY RELIEF.....		2
31	PAFZZ	5330-00-823-5607	19207	12268229	.SEAL,PLAIN ENCASED.....		1
32	MFFZZ	9505-00-684-4843	80205	MS20995F41	.WIRE,NONELECTRICAL.....		1
33	PAFZZ	5305-01-360-7865	80205	NAS1351-12H24P	.SCREW,CAP,SOCKET HE.....		4
34	PAFZZ	5310-00-149-9119	96906	MS20002C12	.WASHER,RECESSED.....		4
35	PAFZZ	2530-01-372-9451	06085	12361529	.PIN,STOP.....		1

END OF FIGURE

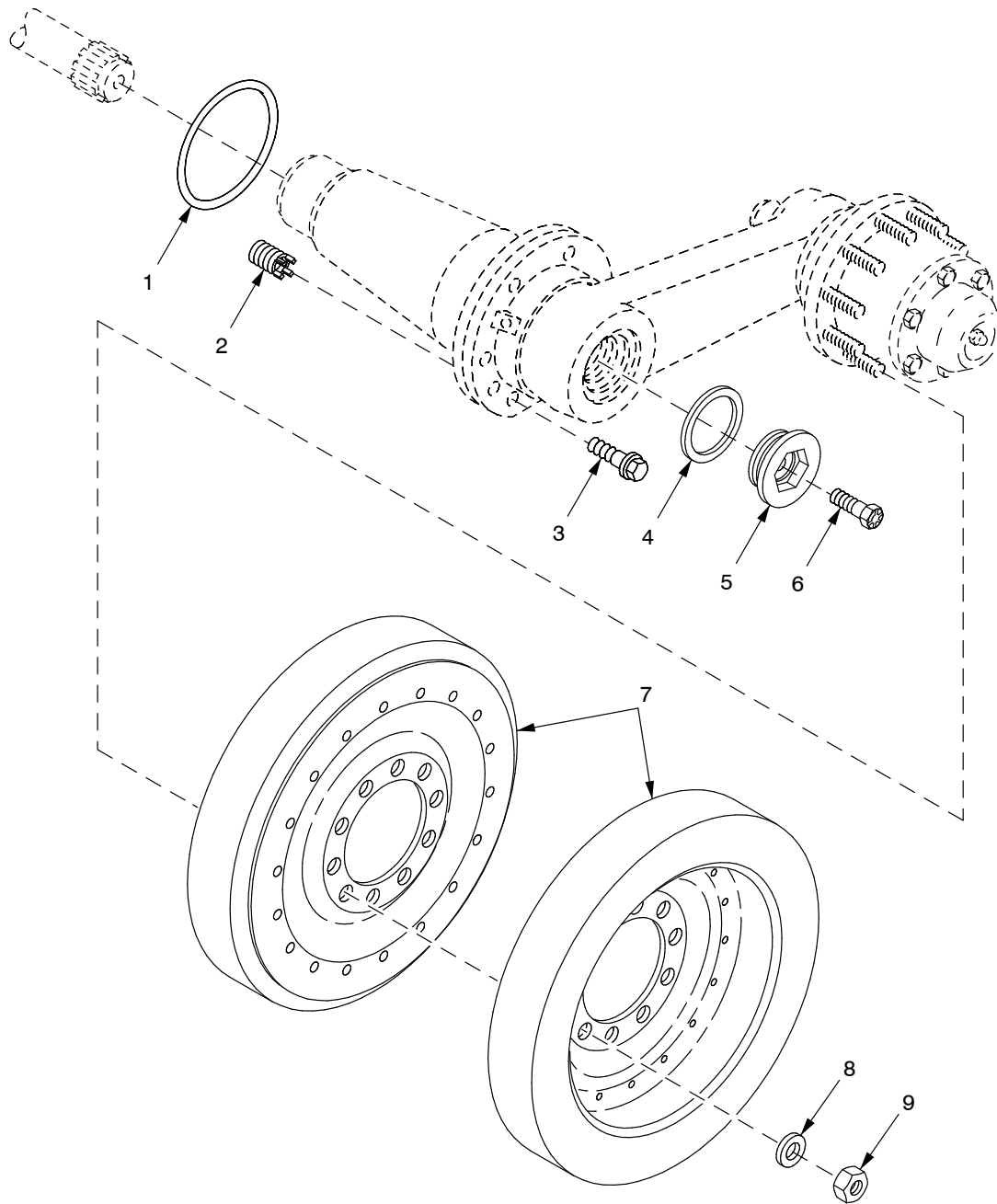


Figure 16. Roadwheel

SECTION II		TM 9-2530-311-24P-1				
(1)	(2)	(3)	(4)	(5)	(6)	(7)
ITEM	SMR	NSN	PART		DESCRIPTION AND	
NO			CAGE	NUMBER	USABLE ON CODE (UOC)	QTY
					GROUP 1301 SUSPENSION ASSEMBLY	
					FIGURE 16 ROADWHEEL	
1	PAFZZ	5331-00-292-7565	81343	MS29513-254	O-RING.....	14
2	PAFZZ	5325-00-979-8891	19207	10914550	INSERT,SCREW THREAD.....	112
3	PAFZZ	5306-00-801-6703	19207	10920637	BOLT,MACHINE.....	112
4	PAFZZ	5330-00-709-8444	19207	7098444	GASKET.....	14
5	PAFZZ	5340-00-772-4599	19207	7724599	RETAINER,HELICAL CO.....	14
6	PAFZZ	5306-01-518-4180	96906	MS35764-666	BOLT,MACHINE.....	14
7	PAFDD	2530-01-310-2237	19207	12358464	WHEEL,SOLID RUBBER.....	28
8	PAFZZ	5310-00-866-4418	19200	10910174-7	WASHER,FLAT.....	140
9	PAFZZ	5310-00-982-6809	80205	MS21044N10	NUT,SELF-LOCKING,HE.....	140

END OF FIGURE

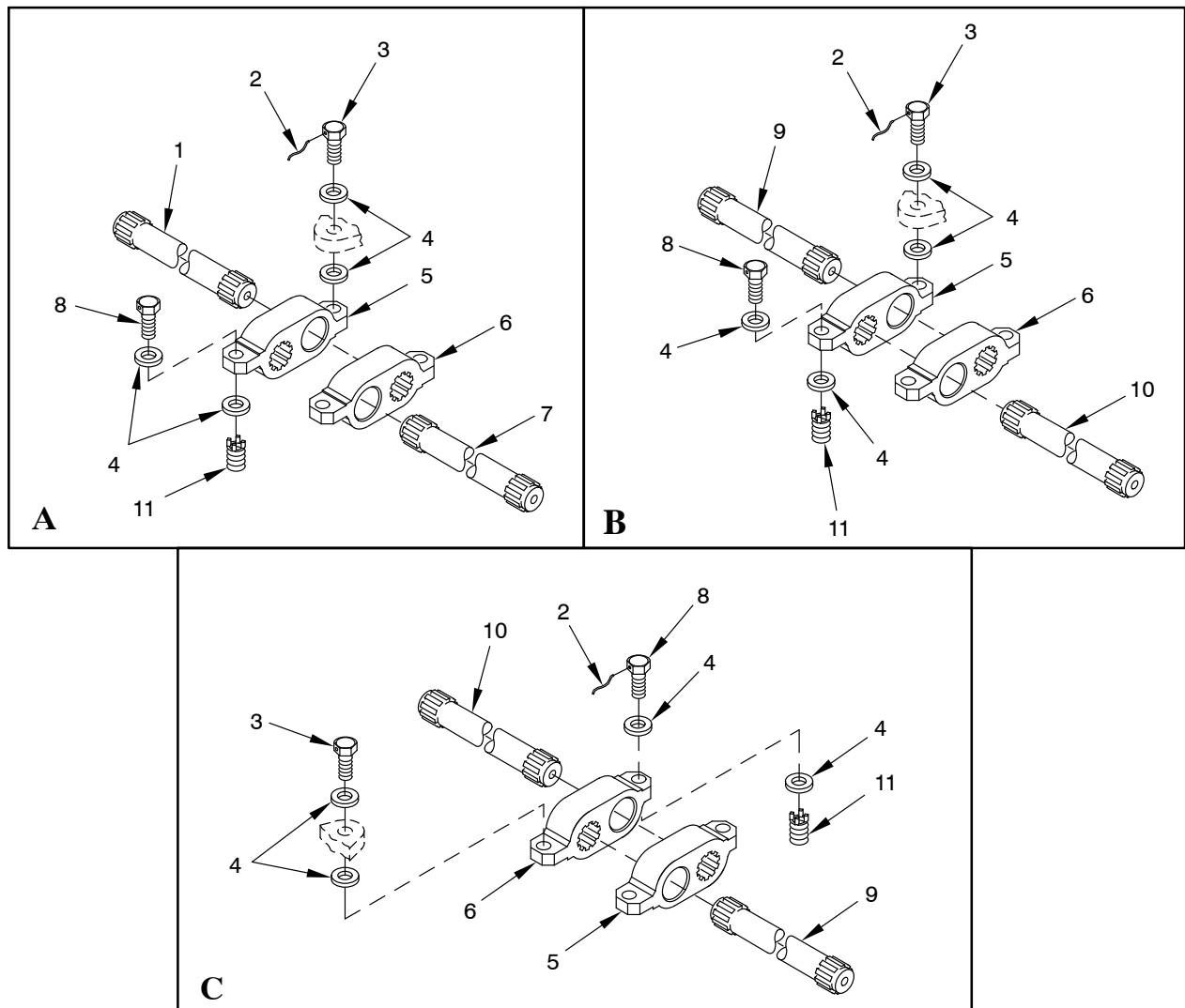
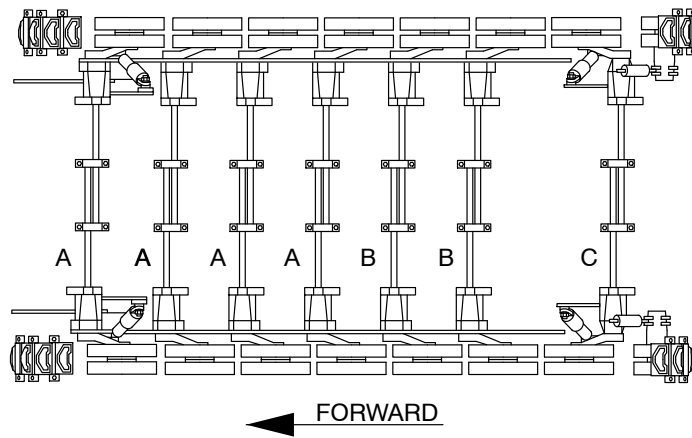


Figure 17. Torsion Bars

SECTION II		TM 9-2530-311-24P-1				
(1)	(2)	(3)	(4)	(5)	(6)	(7)
ITEM	SMR	NSN	PART		DESCRIPTION AND	
NO			CAGE	NUMBER	USABLE ON CODE (UOC)	QTY
					GROUP 1301 SUSPENSION ASSEMBLY	
					FIGURE 17 TORSION BARS	
1	PAFZZ	2510-01-300-0225	19207	12361490-2	TORSION BAR,SUSPENS.....	4
2	MFFZZ	9505-01-236-9343	80205	MS20995C91	WIRE,NONELECTRICAL.....	1
3	PAFZZ	5305-00-915-8057	80204	B1821BH088F225D	SCREW,CAP,HEXAGON H.....	14
4	PAFZZ	5310-00-986-8676	19207	10913554	WASHER,RECESSED.....	56
5	PAFZZ	2530-00-801-6707	19207	10921192-1	ANCHOR,TORSION BAR.....	7
6	PAFZZ	2530-00-801-6708	19207	10921192-2	ANCHOR,TORSION BAR.....	7
7	PAFZZ	2510-01-300-0224	19207	12361490-1	TORSION BAR,SUSPENS.....	4
8	PAFZZ	5305-00-914-3782	80204	B1821BH088F250D	SCREW,CAP,HEXAGON H.....	14
9	PAFZZ	2510-01-300-0227	19207	12361490-4	TORSION BAR,SUSPENS.....	3
10	PAFZZ	2510-01-300-0226	19207	12361490-3	TORSION BAR,SUSPENS.....	3

END OF FIGURE

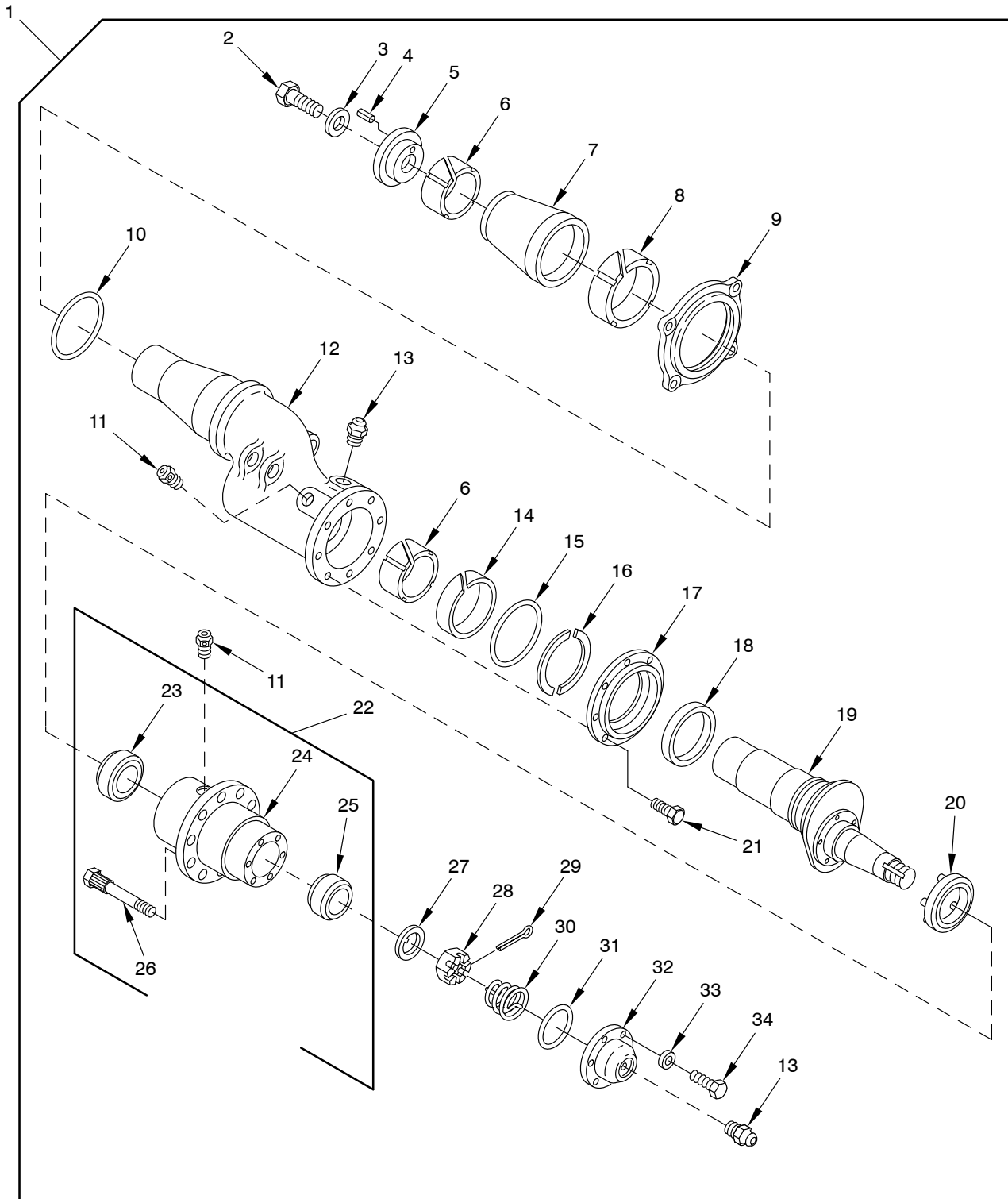


Figure 18. Track Adjuster Idler Arm Assembly, Hub Assembly, and Cap Assembly



SECTION II		TM 9-2530-311-24P-1				
(1)	(2)	(3)	(4)	(5)	(6)	(7)
ITEM	SMR	NSN	CAGE	PART	DESCRIPTION AND	QTY
NO				NUMBER	USABLE ON CODE (UOC)	
					GROUP 1303 TRACK IDLER AND BRACKETS	
					FIGURE 18 TRACK ADJUSTER IDLER ARM ASSEMBLY, HUB ASSEMBLY, AND CAP ASSEMBLY	
1	AFZZ	5305-00-914-7648	80204	B1821BH075F150N	ARM ASSEMBLY, PIVOT, . . . . .	2
2	AFZZ	5310-00-877-7527	19200	10910174-8	. SCREW, CAP, HEXAGON H. . . . .	1
3	AFZZ	5315-00-844-3662	80205	MS16562-62	. WASHER, FLAT. . . . .	1
4	AFZZ	2530-00-823-5606	19207	10898155	. PIN, SPRING. . . . .	1
5	AFZZ	3120-00-939-7112	19207	10953800	. CAP, IDLER ARM. . . . .	1
6	AFZZ	5365-00-081-9958	19207	10898153	. BEARING, SLEEVE. . . . .	2
7	AFZZ	3120-00-939-7114	19207	10953801	. SPACER, TAPERED. . . . .	1
8	AFZZ	3040-00-135-8984	19207	10898151	. BEARING, SLEEVE. . . . .	1
9	AFZZ	5331-00-297-5337	81343	MS29513-427	. PLATE, RETAINING, SHA. . . . .	1
10	AFZZ	4820-01-131-2341	96906	MS35670-4A	. O-RING. . . . .	1
11	AFZZ	2530-00-179-5487	06085	11593739	. VALVE, SAFETY RELIEF. . . . .	2
12	AFZZ	4730-00-050-4208	81343	AS15003-1	. ARM, IDLER SUSPENSIO. . . . .	1
13	AFZZ	3120-00-918-4173	19207	10948708	. FITTING, LUBRICATION. . . . .	2
14	AFZZ	5331-00-527-8116	81343	MS29513-252	. BEARING, SLEEVE. . . . .	1
15	AFZZ	5325-00-443-4831	19207	11593742	. O-RING. . . . .	1
16	AFZZ	5330-00-443-9900	19207	11593741	. RING, RETAINING. . . . .	2
17	AFZZ	5330-01-578-8388	19207	12492378	. RETAINER, OIL SEAL. . . . .	1
18	AFZZ	2530-00-179-5488	19207	11593740	. SEAL, NOMMETALLIC RO. . . . .	1
19	AFZZ	4320-01-308-9171	19207	12268362	. AXLE, VEHICULAR, NOND. . . . .	1
20	AFZZ	5305-00-269-3237	80204	B1821BH038F113N	. SEAL, FACE TYPE. . . . .	1
21	AFZZ	2530-00-967-3347	85336	10920657-2	. SCREW, CAP, HEXAGON H. . . . .	8
22	AFZZ	3110-00-227-2559	96906	MS19081-105	. HUB ASSEMBLY, IDLER. . . . .	1
23	AFZZ		19207	10920656	. BEARING, ROLLER, TAPE. . . . .	1
24	AFZZ	3110-00-100-5937	58536	AA59649-345	. HUB, BODY. . . . .	1
25	AFZZ	5306-00-419-9545	19207	11643631-2	. BEARING, ROLLER, TAPE. . . . .	1
26	AFZZ	5310-00-528-7404	19207	5287404	. BOLT, RIBBED SHOULDE. . . . .	10
27	AFZZ	5310-01-216-3677	97403	13211E9224	. WASHER, KEY. . . . .	1
28	AFZZ	5315-00-243-1171	80205	MS24665-518	. NUT, PLAIN, SLOTTED, H. . . . .	1
29	AFZZ	5360-00-737-9067	19207	7379067	. PIN, COTTER. . . . .	1
30	AFZZ	5331-00-251-9376	81343	MS29513-241	. SPRING, HELICAL, COMP. . . . .	1
31	AFZZ	5340-01-311-4736	19207	12268179	. O-RING. . . . .	1
32	AFZZ	5310-00-865-9513	19200	10910174-1	. COVER, ACCESS. . . . .	1
33	AFZZ	5305-00-068-0515	80204	B1821BH025F100N	. WASHER, FLAT. . . . .	6
34	AFZZ				. SCREW, CAP, HEXAGON H. . . . .	6

END OF FIGURE

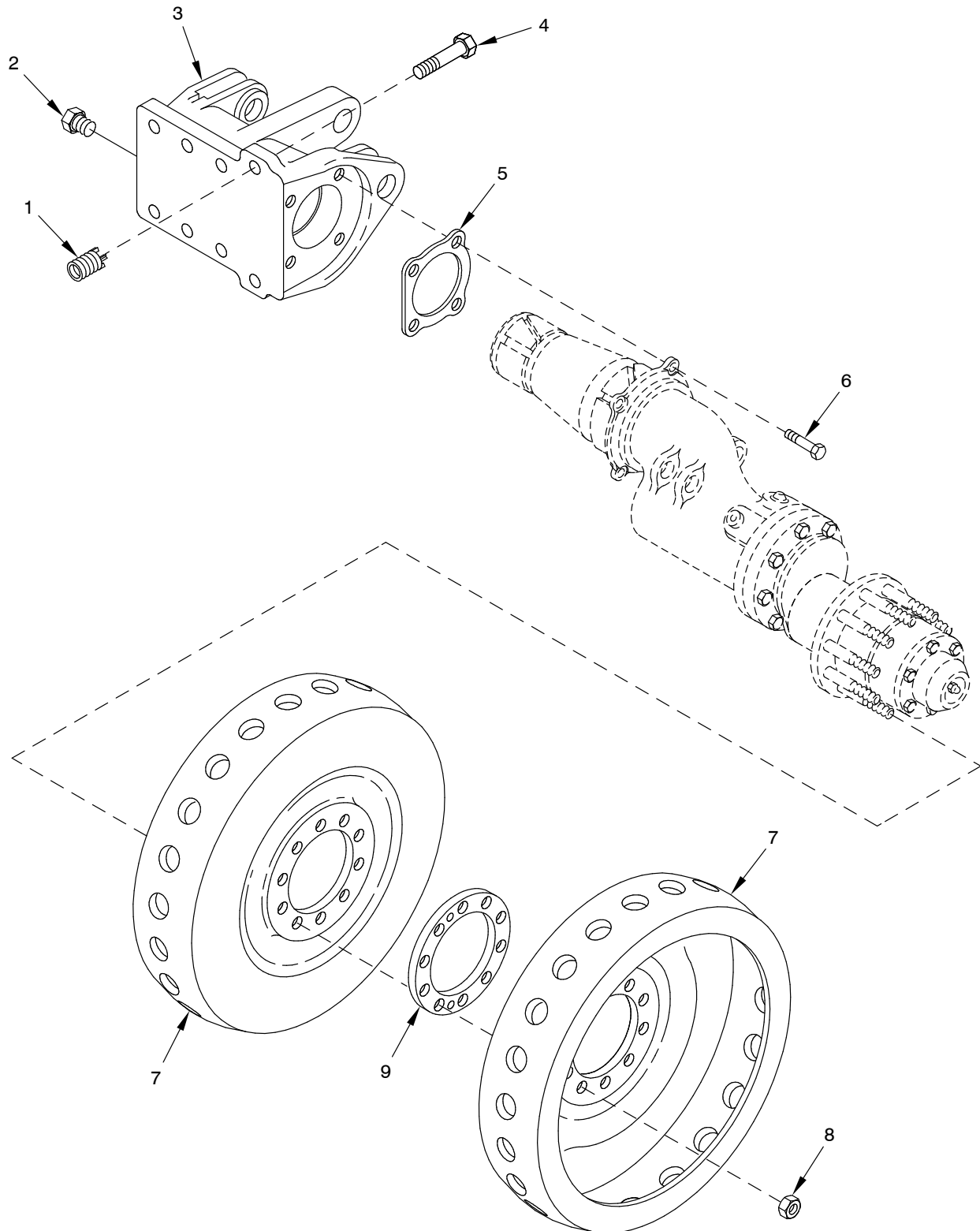


Figure 19. Track Idler Wheels and Idler Arm Housing

SECTION II		TM 9-2530-311-24P-1				
(1)	(2)	(3)	(4)	(5)	(6)	(7)
ITEM	SMR	NSN	PART		DESCRIPTION AND	
NO			CAGE	NUMBER	USABLE ON CODE (UOC)	QTY
					GROUP 1303 SUSPENSION ASSEMBLY	
					FIGURE 19 TRACK IDLER WHEELS	
					AND IDLER ARM HOUSING	
1	PAFZZ	5340-00-910-9635	06085	10911035	INSERT, SCREW THREAD.....	16
2	PAFZZ	4730-01-223-8700	19207	11619600-2	PLUG, PIPE.....	2
3	PBFZZ	3040-00-179-5562	19207	10920616	HOUSING, MECHANICAL.....	2
4	PAFZZ	5305-00-762-6041	80204	B1821BH075F250N	SCREW, CAP, HEXAGON H.....	16
5	PAFZZ	5330-01-374-8942	19207	10898122 NON-ASB	GASKET.....	2
				ESTOS		
6	PAFZZ	5305-00-719-5219	80204	B1821BH050F125N	SCREW, CAP, HEXAGON H.....	8
7	PAFZZ	2530-00-939-7113	19207	11593540	WHEEL, IDLER.....	4
8	PAFZZ	5310-00-982-6809	80205	MS21044N10	NUT, SELF-LOCKING, HE.....	20
9	PAFZZ	5365-00-999-1102	19207	11593584	SPACER, IDLER WHEEL.....	2

END OF FIGURE

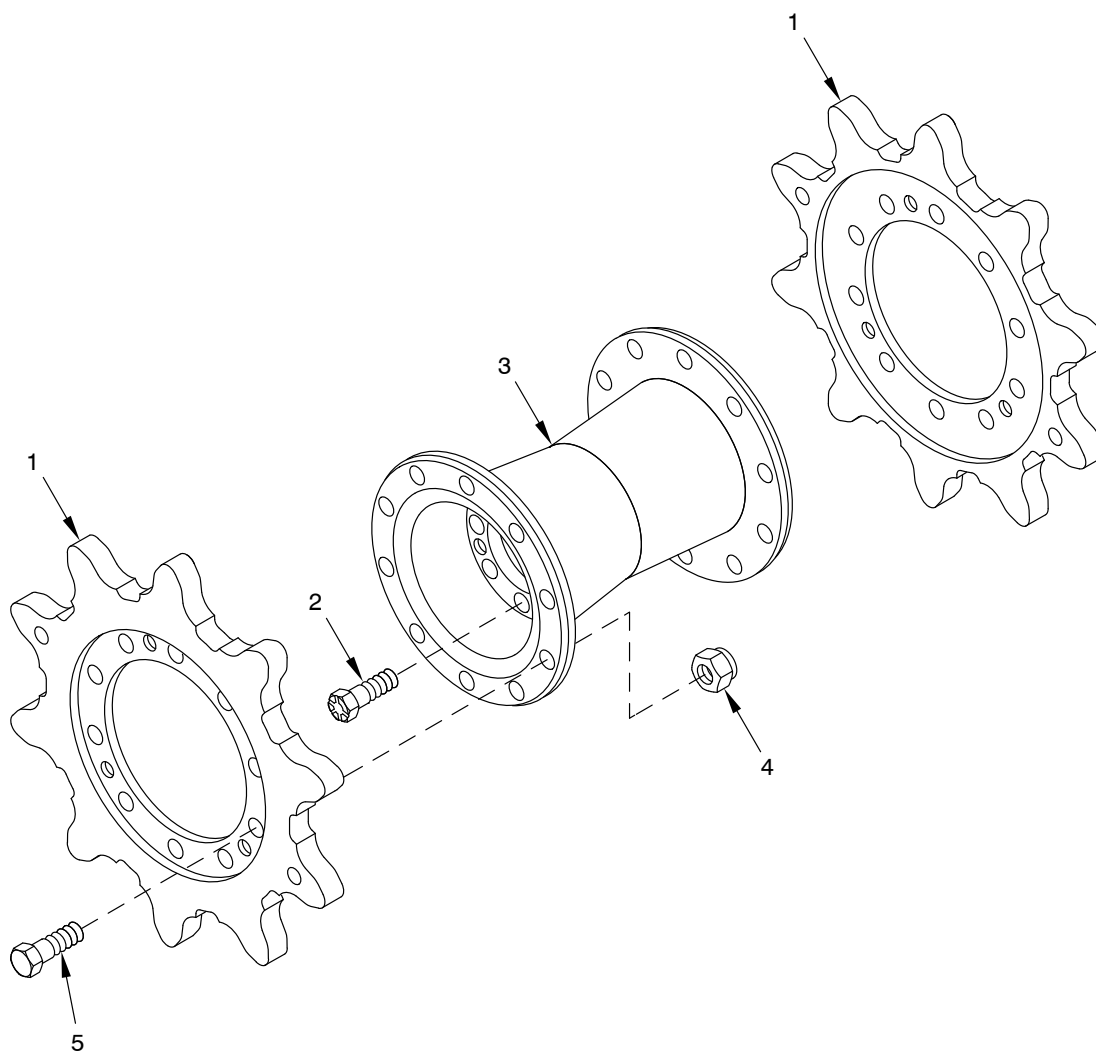


Figure 20. Final Drive Sprocket and Hub

SECTION II		TM 9-2530-311-24P-1			(6)	(7)
(1)	(2)	(3)	(4)	(5)		
ITEM	SMR	NSN	CAGE	PART	DESCRIPTION AND	
NO				NUMBER	USABLE ON CODE (UOC)	QTY
					GROUP 1304 TRACK DRIVE	
					SPROCKETS	
					FIGURE 20 FINAL DRIVE SPROCKET	
					AND HUB	
1	PAFZZ	3020-01-339-0564	19207	12268562	SPROCKET WHEEL.....	4
2	PAFZZ	5306-01-516-1620	96906	MS35764-1604	BOLT,MACHINE.....	16
3	PAFZZ	2520-00-066-0239	19207	10936277	HUB,SPROCKET,FINAL.....	2
4	PAFZZ	5310-00-044-3340	19207	8712289	NUT,SELF-LOCKING,HE.....	40
5	PAFZZ	5305-00-719-5238	80204	B1821BH050F200N	SCREW,CAP,HEXAGON H.....	40

END OF FIGURE

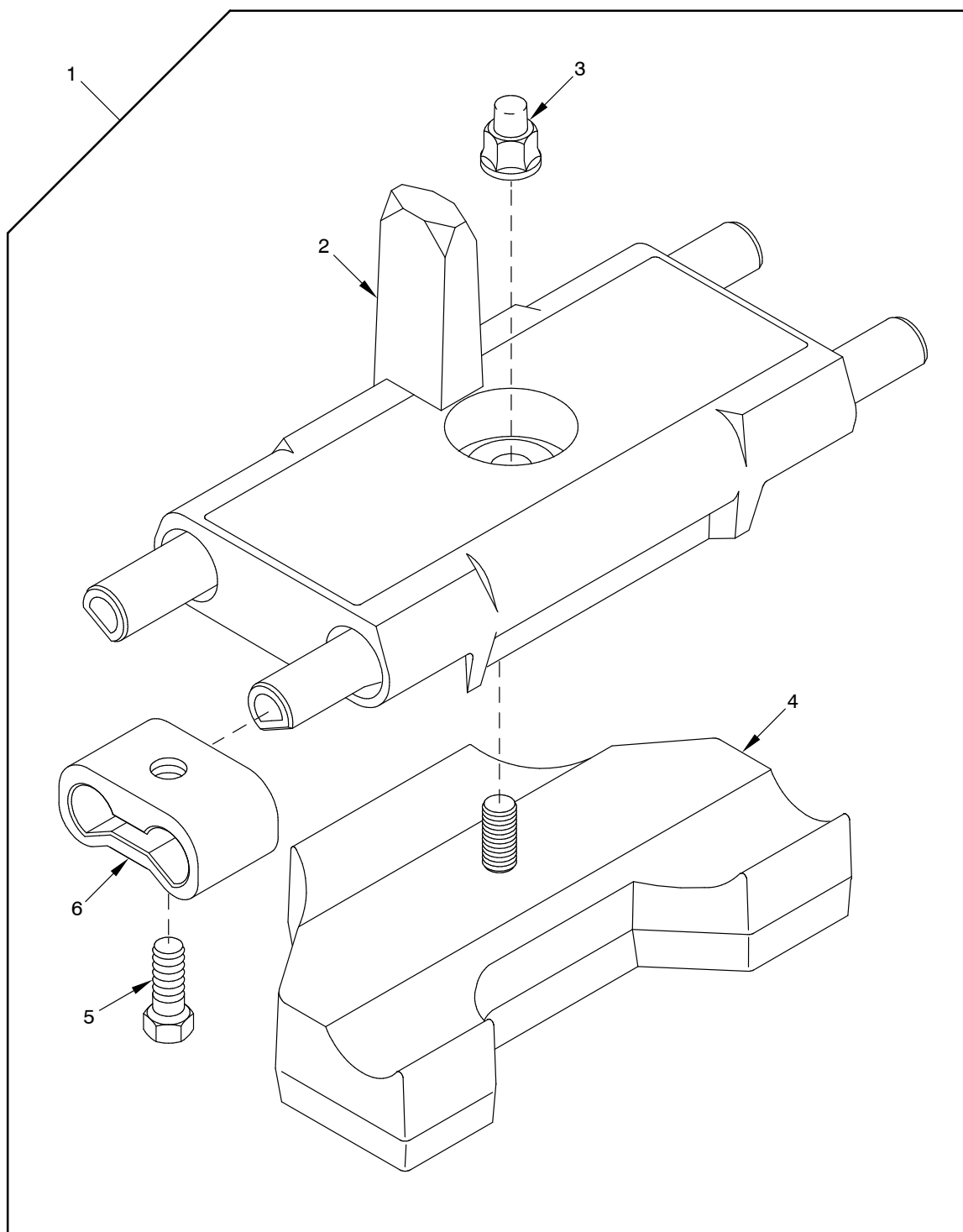


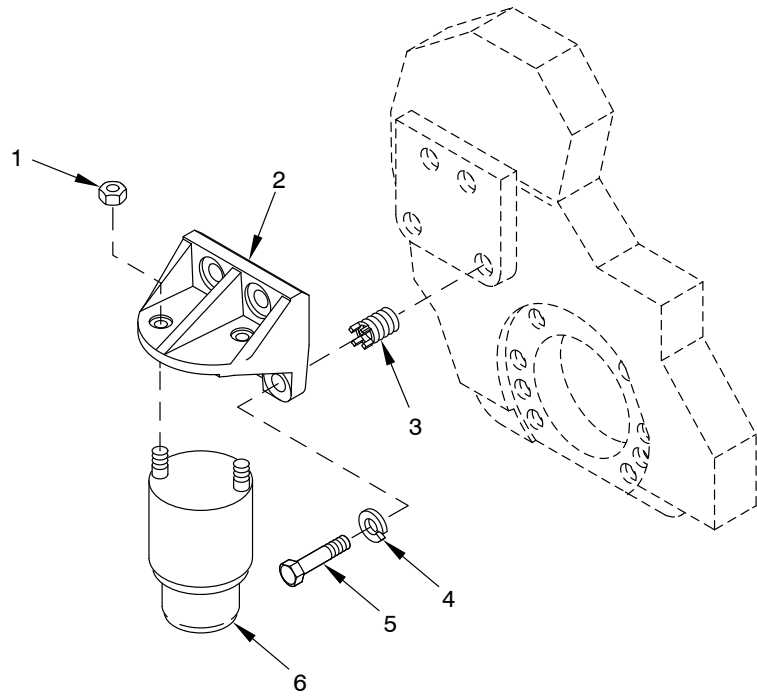
Figure 21. Track Assembly

SECTION II		TM 9-2530-311-24P-1			
(1)	(2)	(3)	(4)	(5)	(6)
ITEM	SMR	NSN	PART		DESCRIPTION AND
NO			CAGE	NUMBER	USABLE ON CODE (UOC)
					(7)
					QTY

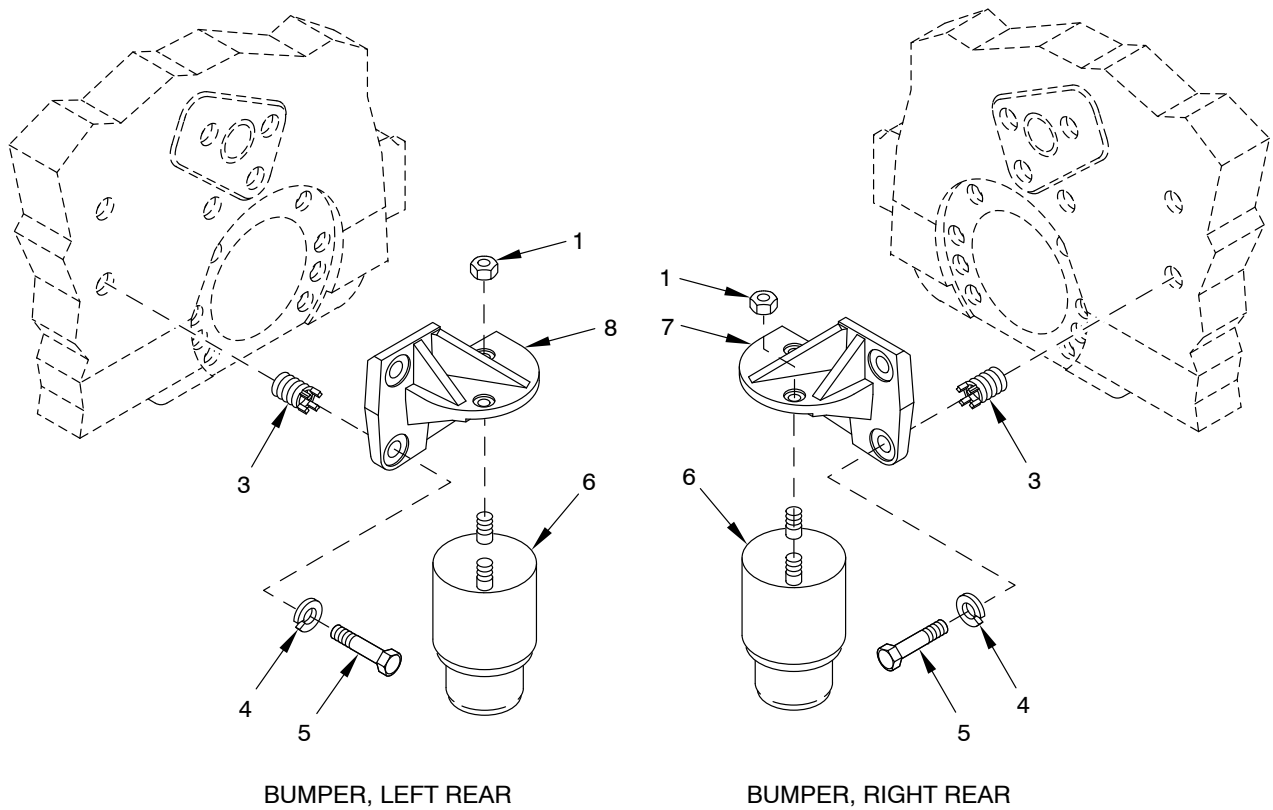
GROUP 1305 TRACK ASSEMBLY  
FIGURE 21 TRACK SHOE

1	PAFDD	2530-01-630-9199	19207	12556910-1	TRACK SHOE,VEHICULA.....	1
2	XAFZZ	2530-01-629-7622	19207	12556912	LINK ASSEMBLY,TRACK.....	1
3	PAFZZ	5310-01-341-4122	19207	12268561	.NUT,PLAIN,EXTENDED.....	1
4	KFFZZ	2530-01-631-5191	19207	12556915	.LINK,TRACK SHOE,CON.....	1
5	PAFZZ	5305-01-339-9561	19207	12268563	.SCREW,CAP,HEXAGON H.....	2
6	PAFZZ	2530-01-629-8669	19207	12556911	LINK,TRACK SHOE,CON.....	1

END OF FIGURE



BUMPER, LEFT & RIGHT, FRONT



BUMPER, LEFT REAR

BUMPER, RIGHT REAR

Figure 22. Hydraulic Bumper and Bumper Brackets



SECTION II		TM 9-2530-311-24P-1			
(1)	(2)	(3)	(4)	(5)	(6)
ITEM	SMR	NSN	PART		DESCRIPTION AND
NO			CAGE	NUMBER	USABLE ON CODE (UOC)
					(7)
					QTY

GROUP 1604 SHOCK ABSORBER  
EQUIPMENT  
FIGURE 22 HYDRAULIC BUMPER AND  
BUMPER BRACKETS

1	PAFZZ	5310-00-044-3340	19207	8712289	NUT, SELF-LOCKING, HE.....	8
2	PAFZZ	5340-01-300-0234	19207	12370706	BRACKET, MOUNTING.....	2
4	PAFZZ	5310-01-339-6531	80205	MS35338-51	WASHER, LOCK.....	14
5	PAFZZ	5305-00-948-0749	80204	B1821BH075F225N	SCREW, CAP, HEXAGON H.....	14
6	PAFZZ	5340-01-300-0236	19207	12361494	BUMPER.....	4
7	PAFZZ	3040-01-329-1678	19207	12370704	BRACKET, EYE, NONROTA.....	1
8	PAFZZ	3040-01-327-1310	19207	12370703	BRACKET, EYE, NONROTA.....	1

END OF FIGURE

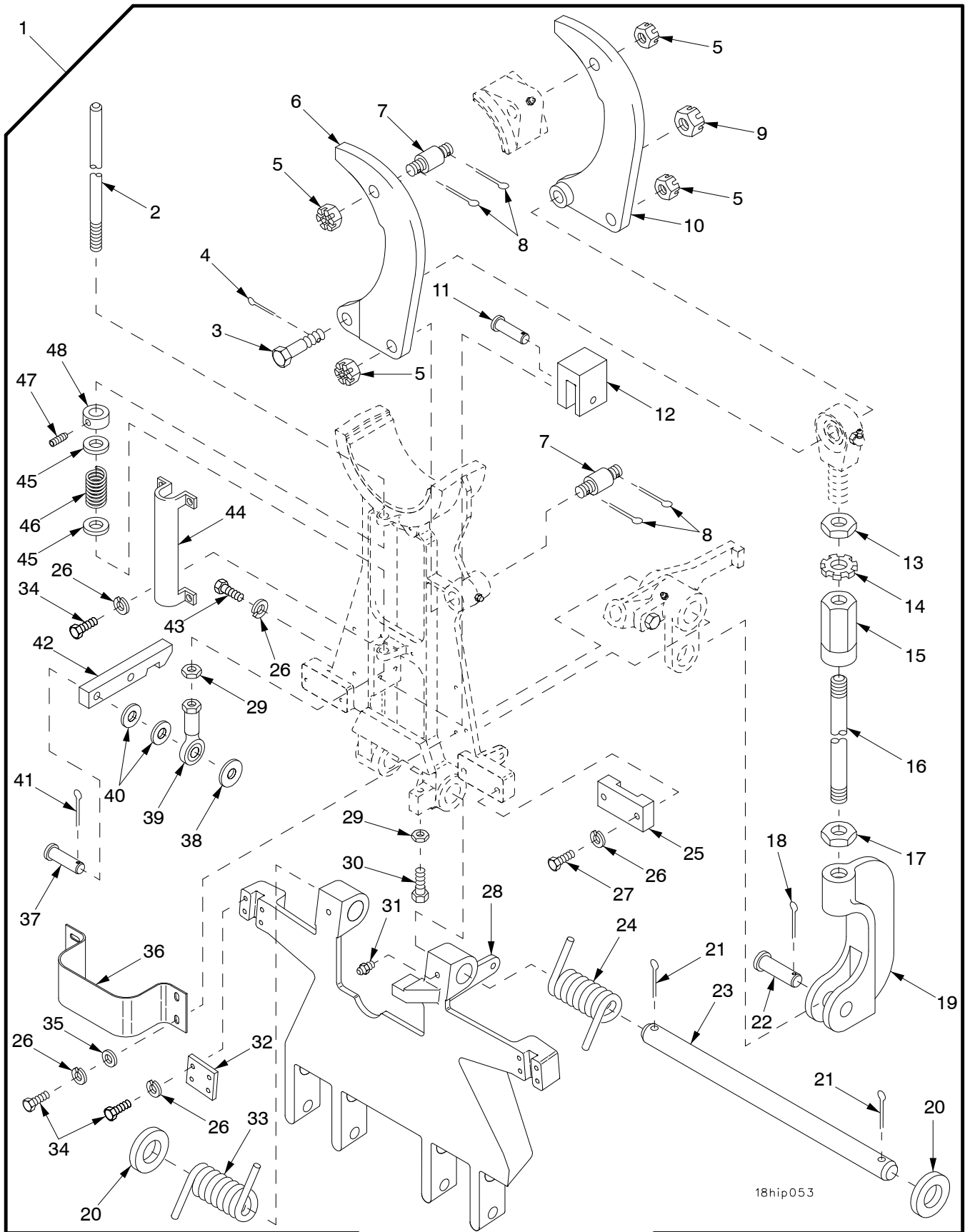
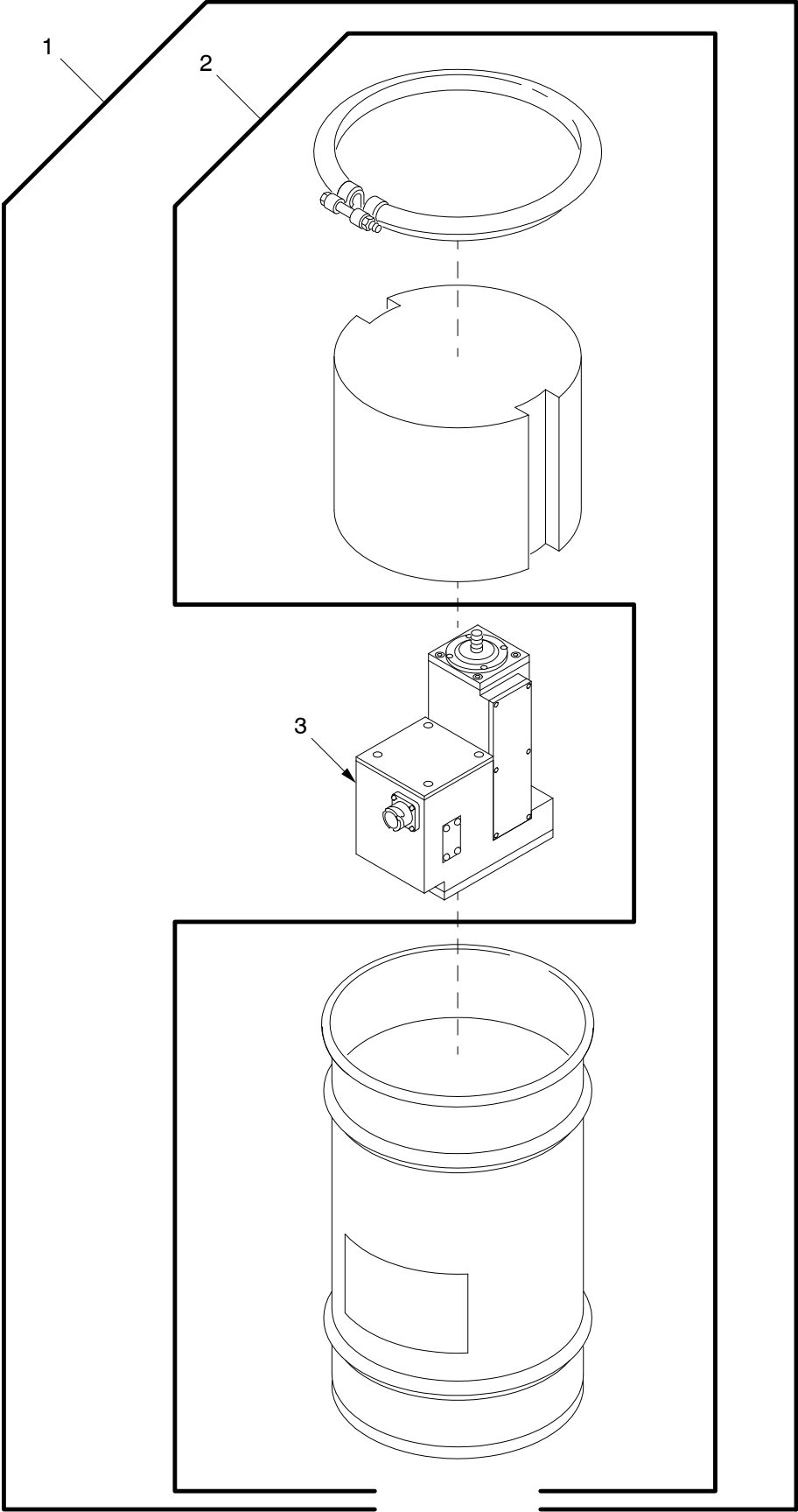


Figure 23. Gun Tube Travel Lock

TM 9-2350-311-24P-1 SUPPLEMENT

(1) ITEM NO	(2) SMR	(3) NSN	(4) CAGE	(5) PART NUMBER	(6) DESCRIPTION AND USABLE ON CODE (UOC)	(7) QTY
GROUP 18 BODY, CAB, HOOD, AND HULL						
GROUP 1801 BODY, CAB, HOOD, AND HULL						
ASSEMBLIES						
FIGURE 23 GUN TUBE TRAVEL LOCK						
1	AOOOO		19207	12370802	LOCK, TRAVELING, CANN.....	1
2	PAOZZ	5306-01-331-6342	19207	12353545	.ROD, THREADED END.....	1
3	PAOZZ	5305-01-327-0381	96906	MS51107-221	.SCREW, CAP, HEXAGON H.....	1
4	PAOZZ	5315-00-013-7214	80205	MS24665-359	.PIN, COTTER.....	1
5	PAOZZ	5310-00-171-2435	96906	MS35692-58	.NUT, PLAIN, SLOTTED, H.....	4
6	PAOZZ	4730-01-316-1176	19207	12370965	.CLAMP, SPECIAL.....	1
7	PAOZZ	5307-01-330-7208	19207	12353542	.STUD, SHOULDERED.....	2
8	PAOZZ	5315-00-200-4545	80205	MS24665-426	.PIN, COTTER.....	4
9	PAOZZ	5310-00-005-0595	96906	MS35692-74	.NUT, PLAIN, SLOTTED, H.....	1
10	PAOZZ	4730-01-316-1177	19207	12353567-2	.CLAMP, SPECIAL.....	1
11	PAOZZ	5315-00-904-1643	96906	MS20392-7C75	.PIN, STRAIGHT, HEADED.....	1
12	XDOZZ		19207	12370804	.BRACKET, EYE, NONROTA.....	1
13	PAOZZ	5310-00-246-0128	96906	MS27952-15	.NUT, PLAIN, HEXAGON.....	1
14	PAOZZ	5310-00-816-6352	96906	MS27111-10	.WASHER, KEY.....	1
15	PAOZZ	3010-01-327-5270	19207	12370967	.COUPLING, SHAFT, RIGI.....	1
16	PAOZZ	3040-01-477-7007	19207	12370964	.PIN, STRAIGHT, HEADLE.....	1
17	PAOZZ	5310-00-891-3427	96906	MS35691-74	.NUT, PLAIN, HEXAGON.....	1
18	PAOZZ	5315-00-013-7238	80205	MS24665-425	.PIN, COTTER.....	1
19	PBOZZ	3040-01-353-0748	19207	12370782	.CONNECTING LINK, RIG.....	1
20	PAOZZ	5310-01-313-3561	19207	10910174-45	.WASHER, FLAT.....	2
21	PAOZZ	5315-00-013-7308	80205	MS24665-627	.PIN, COTTER.....	2
22	PAOZZ	5315-00-902-0179	96906	MS20392-12C67	.PIN, STRAIGHT, HEADED.....	1
23	PAOZZ	3040-01-327-5253	19207	12353606-1	.SHAFT, STRAIGHT.....	1
24	PAOZZ	5360-01-352-4296	19207	12370800	.SPRING, HELICAL, COMP.....	1
25	PAOZZ	2510-01-073-4078	19204	12012213	.RETAINER, TORSION SP.....	2
26	PAOZZ	5310-00-004-5033	80205	MS35338-46	.WASHER, LOCK.....	24
27	PAOZZ	5305-00-821-3869	80204	B1821BH038C175N	.SCREW, CAP, HEXAGON H.....	4
28	PBOZZ	1025-01-475-4850	19207	12370801	.SUPPORT, TRAVEL LOCK.....	1
29	PAOZZ	5310-00-891-1733	96906	MS35691-38	.NUT, PLAIN, HEXAGON.....	2
30	PAOZZ	5305-00-719-5221	80204	B1821BH050F150N	.SCREW, CAP, HEXAGON H.....	1
31	PAOZZ	4730-00-050-4203	81343	AS15001-1	.FITTING, LUBRICATION.....	2
32	PAOZZ	4810-01-351-3621	19207	12370805	.PLATE, SPRING CARTRI.....	2
33	PAOZZ	5360-01-352-4666	19207	12370799	.SPRING, HELICAL, TORS.....	1
34	PAOZZ	5305-00-543-4372	80204	B1821BH038C075N	.SCREW, CAP, HEXAGON H.....	16
35	PAOZZ	5310-00-080-6004	96906	MS27183-14	.WASHER, FLAT.....	4
36	PBOZZ	5340-01-353-4567	19207	12370824	.BRACKET, MULTIPLE AN.....	1
37	PAOZZ	5315-01-350-4195	19207	12370828	.PIN, STRAIGHT, HEADED.....	1
38	PAOZZ	5310-00-809-5997	96906	MS27183-17	.WASHER, FLAT.....	1
39	PAOZZ	3120-00-692-9024	19207	8376445	.BEARING, PLAIN, ROD E.....	1
40	PAOZZ	5310-00-866-4417	19207	10910174-5	.WASHER, FLAT.....	2
41	PAOZZ	5315-01-359-1451	80205	MS24665-285	.PIN, COTTER.....	1
42	PAOZZ	5340-01-473-1607	19207	12370803	.LEVER, LOCK-RELEASE.....	1
43	PAOZZ	5305-00-068-0510	80204	B1821BH038C100N	.SCREW, CAP, HEXAGON H.....	4
44	PAOZZ	5340-01-330-9924	19207	12353549	.COVER, ACCESS.....	1
45	PAOZZ	5310-00-809-5998	96906	MS27183-18	.WASHER, FLAT.....	2
46	PAOZZ	5360-01-016-3574	84830	LC120L7MW	.SPRING, HELICAL, COMP.....	1
47	PAOZZ	5305-00-923-5072	80205	MS18063-20	.SETSCREW.....	1
48	PAOZZ	3040-01-328-8637	19207	12353546	.COLLAR, SHAFT.....	1

END OF FIGURE



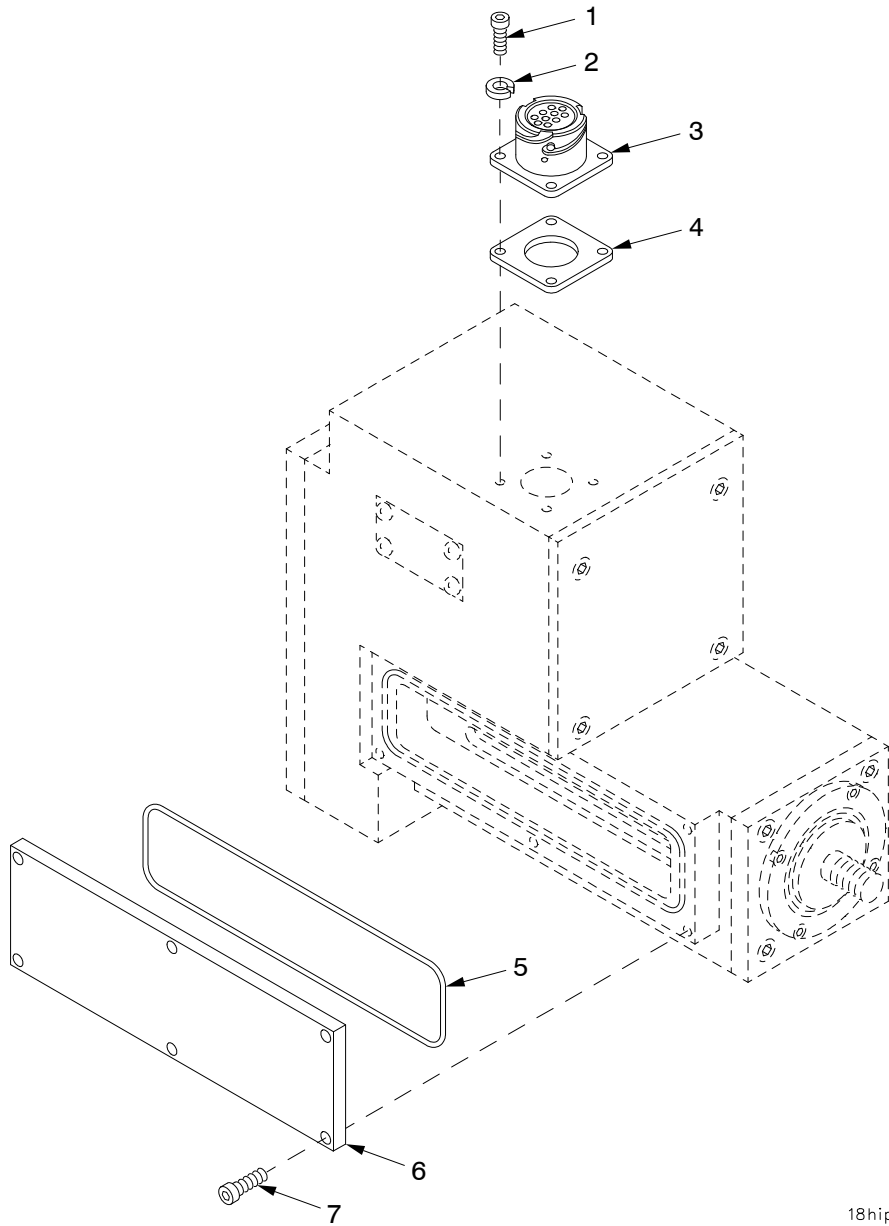
18hip499

Figure 24. Actuator and Container

TM 9-2350-311-24P-1 SUPPLEMENT

(1) ITEM NO	(2) SMR	(3) NSN	(4) CAGE	(5) PART NUMBER	(6) DESCRIPTION AND USABLE ON CODE (UOC)	(7) QTY
					GROUP 1801 BODY, CAB, HOOD, AND HULL ASSEMBLIES	
					FIGURE 24 ACTUATOR AND CONTAINER	
1	PAOKK	3010-01-373-5945	19207	57K3244	ACTUATOR,ELECTRO-ME.....	1
2	PAODD	8145-01-433-0912	19207	12370995	SHIPPING AND STORAG.....	1
3	XAOKK		19207	12361513	ACTUATOR,ELECTRO-ME FOR PARTS SEE FIGURE RH06.....	1

END OF FIGURE



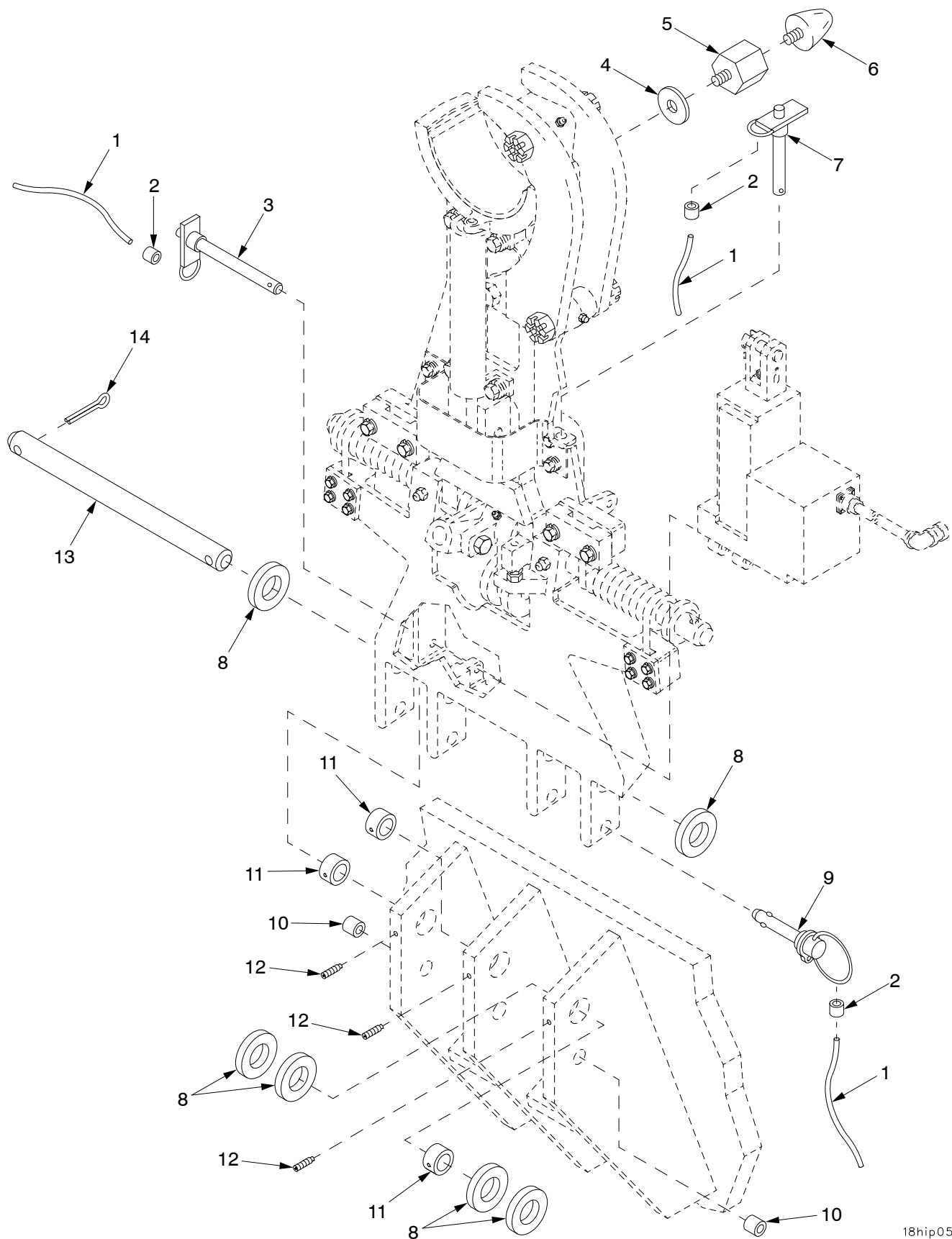
18hip202a

Figure 25. Gun Tube Travel Lock Actuator

TM 9-2350-311-24P-1 SUPPLEMENT

(1) ITEM NO	(2) SMR	(3) NSN	(4) CAGE	(5) PART NUMBER	(6) DESCRIPTION AND USABLE ON CODE (UOC)	(7) QTY
					GROUP 1801 BODY, CAB, HOOD, AND HULL ASSEMBLIES	
					FIGURE 25 GUN TUBE TRAVEL LOCK ACTUATOR	
1	PAOZZ	5305-00-089-0269	80205	NAS1352-04-6P	SCREW,CAP, SOCKET, HE.....	4
2	PAOZZ	5310-00-543-2410	80205	MS35338-40	WASHER, LOCK.....	4
3	PAOZZ	5935-01-327-9747	19207	12361685-1	CONNECTOR, RECEPTACL.....	1
4	PAOZZ	5999-01-075-7667	18565	30-01-1956-1212	SHIELDING GASKET, EL.....	1
5	PAOZZ	5331-01-128-9879	02697	2-047 L737-65	O-RING.....	1
6	PAOZZ	5340-01-381-9671	11384	B-97416	COVER, ACCESS.....	1
7	PAOZZ	5305-01-384-4237	11384	A-45486/0312	SCREW,CAP, SOCKET HE.....	6

END OF FIGURE



18hip052

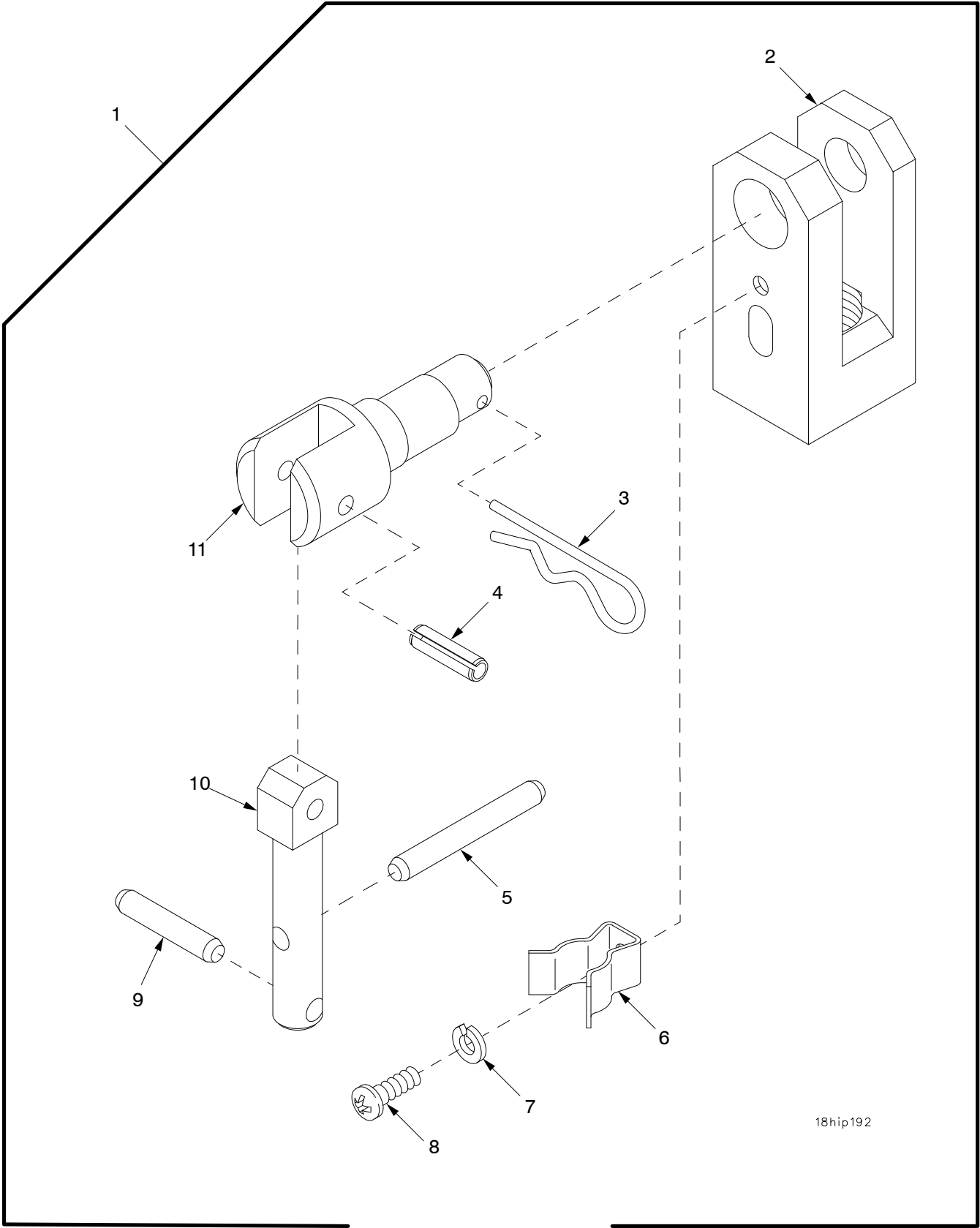
Figure 26. Gun Tube Travel Lock Installation Components



TM 9-2350-311-24P-1 SUPPLEMENT

(1) ITEM NO	(2) SMR	(3) NSN	(4) CAGE	(5) PART NUMBER	(6) DESCRIPTION AND USABLE ON CODE (UOC)	(7) QTY
					GROUP 1801 BODY, CAB, HOOD, AND HULL ASSEMBLIES	
					FIGURE 26 GUN TUBE TRAVEL LOCK INSTALLATION COMPONENTS	
1	MOOZZ		81349	M83420/4-010	ROPE,WIRE MAKE FROM WIRE, (81349) M83420/4/010, QTY AS REQUIRED.....	1
2	PAOZZ	4030-01-124-8201	96906	MS51844-82	SWAGING SLEEVE,WIRE.....	8
3	PAOZZ	5315-01-367-4197	96906	MS17985C867	PIN,QUICK RELEASE.....	1
4	PAOZZ	5310-01-374-3290	19200	10910174-46	WASHER,FLAT.....	1
5	PAOZZ	4730-01-374-7805	19207	12370972	COUPLING,TUBE.....	1
6	PAOZZ	5340-00-653-9548	19207	8755447	BUMPER,NONMETALLIC.....	1
7	PAOZZ	5315-01-367-4196	80205	MS17985C847	PIN,QUICK RELEASE.....	1
8	PAOZZ	5310-01-313-3561	19207	10910174-45	WASHER,FLAT.....	1
9	PAOZZ	5315-01-353-2086	80205	MS17990C1669	PIN,QUICK RELEASE.....	2
10	PADZZ	3120-01-436-1163	19207	12370708	BUSHING,SLEEVE.....	2
11	PAOZZ	3120-01-434-6214	19207	12361866	BEARING,SLEEVE.....	3
12	PAOZZ	5305-00-058-9391	80205	MS51977-76	SETSCREW.....	3
13	PAOZZ	3040-01-472-7550	19207	12370859	SHAFT,STRAIGHT.....	1
14	PAOZZ	5315-00-013-7308	80205	MS24665-627	PIN,COTTER.....	2

END OF FIGURE



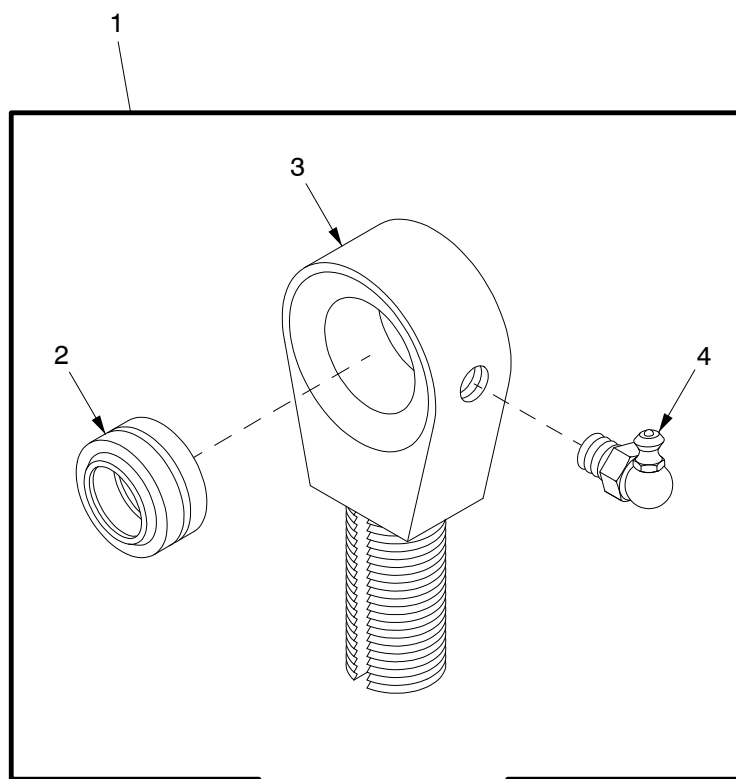
18hip192

Figure 27. Gun Tube Travel Lock Pin Assembly

TM 9-2350-311-24P-1 SUPPLEMENT

(1) ITEM NO	(2) SMR	(3) NSN	(4) CAGE	(5) PART NUMBER	(6) DESCRIPTION AND USABLE ON CODE (UOC)	(7) QTY
					GROUP 1801 BODY, CAB, HOOD, AND HULL ASSEMBLIES	
					FIGURE 27 GUN TUBE TRAVEL LOCK PIN ASSEMBLY	
1	PAOOO	5340-01-363-1485	19207	12370768	CLEVIS, ROD END.....	1
2	XAOZZ		19207	12370700	.CLEVIS.....	1
3	PAOZZ	5315-00-682-2030	19207	7769828	.PIN, LOCK.....	1
4	PAOZZ	5315-00-058-9767	80205	MS16562-231	.PIN, SPRING.....	1
5	PAOZZ	5315-00-087-9553	80205	MS16555-645	.PIN, STRAIGHT, HEADLE.....	1
6	PAOZZ	5340-01-353-1964	19207	12370769	.CLIP, SPRING TENSION.....	1
7	PAOZZ	5310-00-045-4007	80205	MS35338-41	.WASHER, LOCK.....	1
8	PAOZZ	5305-00-984-4983	80205	MS35206-226	.SCREW, MACHINE.....	1
9	PAOZZ	5315-00-926-5864	80205	MS16555-643	.PIN, STRAIGHT, HEADLE.....	1
10	PAOZZ	5340-01-353-6819	19207	12370770	.HANDLE, MANUAL CONTR.....	1
11	PAOZZ	5315-01-353-9622	19207	12370698	.PIN, ECCENTRIC.....	1

END OF FIGURE



18hip189

Figure 28. Gun Tube Travel Lock Upper Rod Assembly

TM 9-2350-311-24P-1 SUPPLEMENT

(1) ITEM NO	(2) SMR	(3) NSN	(4) CAGE	(5) PART NUMBER	(6) DESCRIPTION AND USABLE ON CODE (UOC)	(7) QTY
					GROUP 1801 BODY, CAB, HOOD, AND HULL ASSEMBLIES	
					FIGURE 28 GUN TUBE TRAVEL LOCK UPPER ROD ASSEMBLY	
1	PAOOO	3120-01-344-2831	19207	12353561	UPPER ROD ASSEMBLY.....	1
2	PAOZZ	3120-00-165-5958	81343	MS21155S16	.BEARING,PLAIN,SELF-.....	1
3	XAOZZ		19207	12353562	.ROD,UPPER.....	1
4	PAOZZ	4730-00-050-4207	81343	AS15001-4	.FITTING,LUBRICATION.....	1

END OF FIGURE

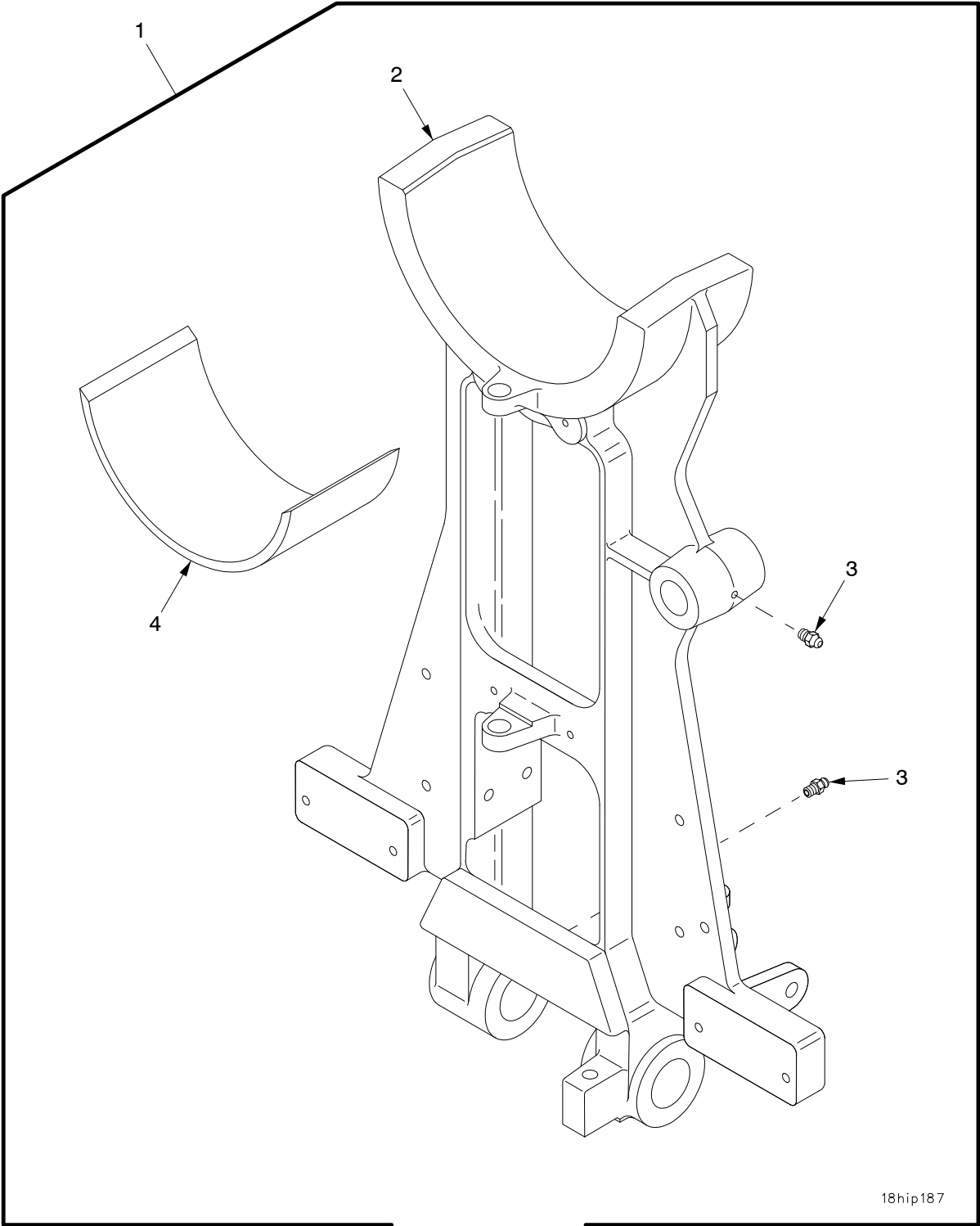
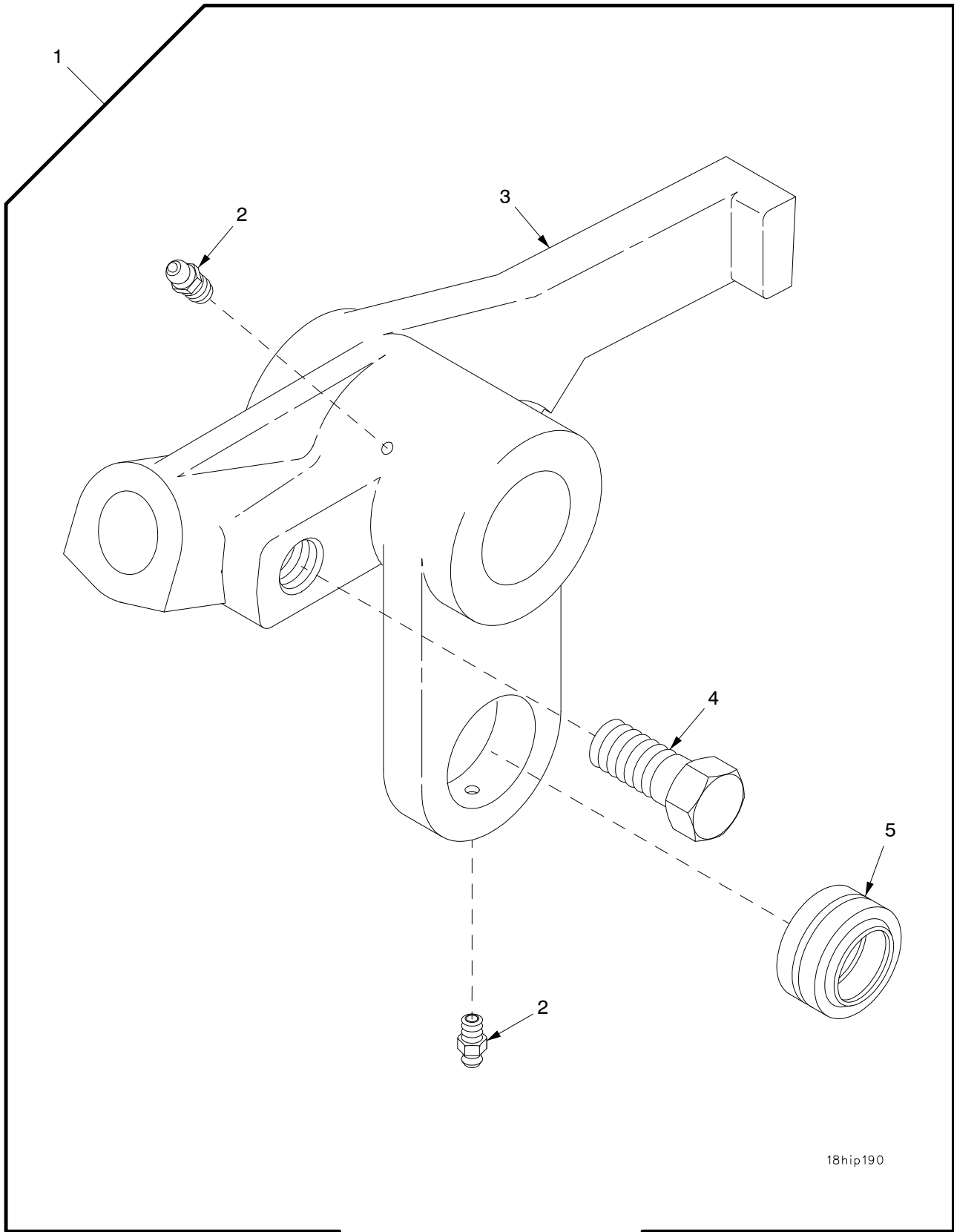


Figure 29. Gun Tube Travel Lock Frame Assembly

TM 9-2350-311-24P-1 SUPPLEMENT

(1) ITEM NO	(2) SMR	(3) NSN	(4) CAGE	(5) PART NUMBER	(6) DESCRIPTION AND USABLE ON CODE (UOC)	(7) QTY
					GROUP 1801 BODY, CAB, HOOD, AND HULL ASSEMBLIES	
					FIGURE 29 GUN TUBE TRAVEL LOCK FRAME ASSEMBLY	
1	PBOOO	1025-01-327-1189	19207	12370809	LOCK,TRAVELING,CANN.....	1
2	XAOZZ		19207	12370808	.FRAME.....	1
3	PAOZZ	4730-00-050-4203	81343	AS15001-1	.FITTING,LUBRICATION.....	1
4	PAOZZ	2530-01-354-0400	19207	12353586	.LINING,FRICTION.....	1

END OF FIGURE



18hip190

Figure 30. Gun Tube Travel Lock Lever Assembly



TM 9-2350-311-24P-1 SUPPLEMENT

(1) ITEM NO	(2) SMR	(3) NSN	(4) CAGE	(5) PART NUMBER	(6) DESCRIPTION AND USABLE ON CODE (UOC)	(7) QTY
					GROUP 1801 BODY, CAB, HOOD, AND HULL ASSEMBLIES	
					FIGURE 30 GUN TUBE TRAVEL LOCK LEVER ASSEMBLY	
1	PAOOO	3040-01-316-8841	19207	12370821	BELL CRANK.....	1
2	PAOZZ	4730-00-050-4203	81343	AS15001-1	.FITTING,LUBRICATION.....	2
3	XAOZZ		19207	12370820	.LEVER.....	1
4	PAOZZ	5305-00-947-4351	80204	B1821BH075C100N	.SCREW,CAP,HEXAGON H.....	1
5	PAOZZ	3120-00-165-5958	81343	MS21155S16	.BEARING,PLAIN,SELF-.....	1

END OF FIGURE

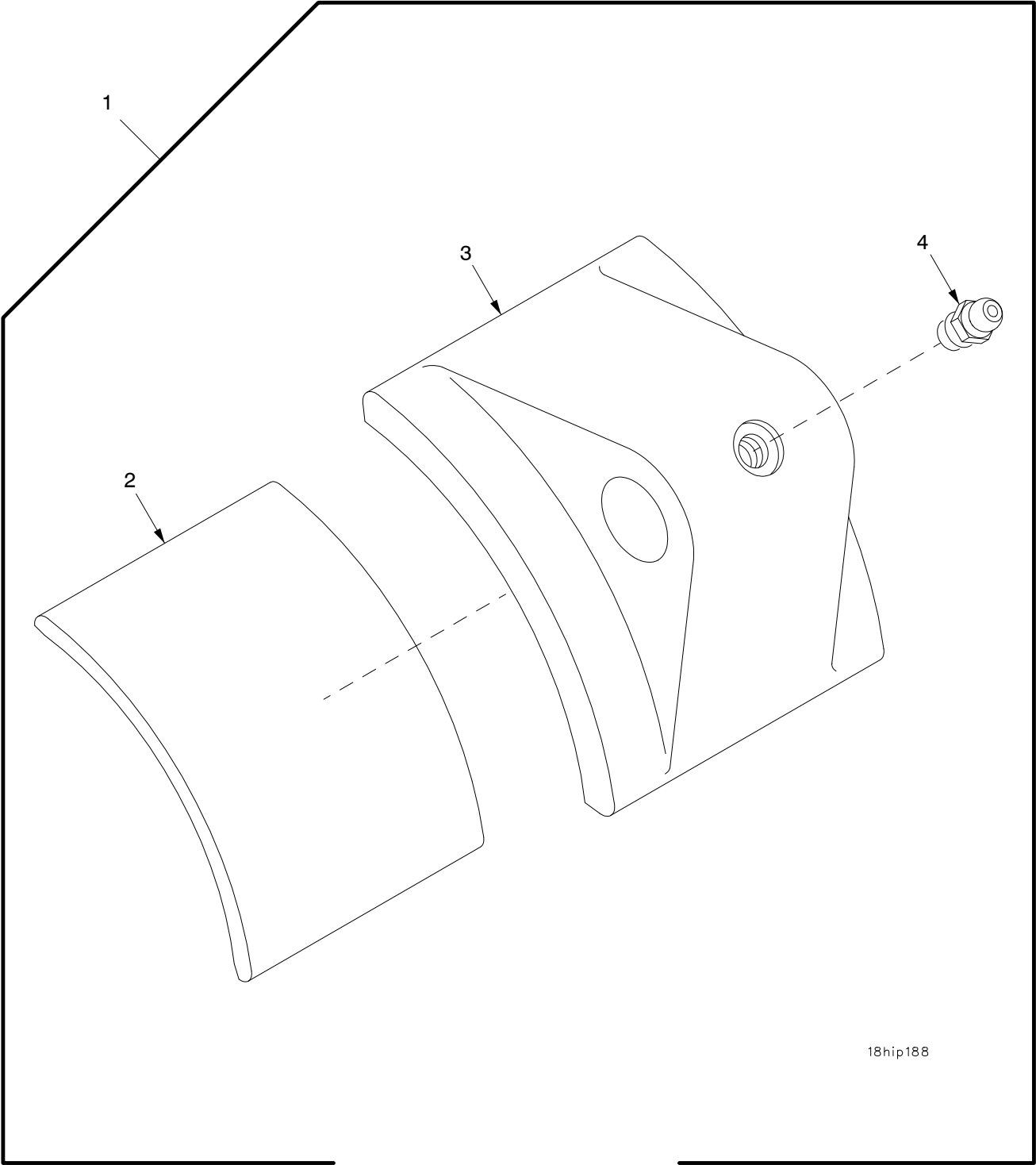
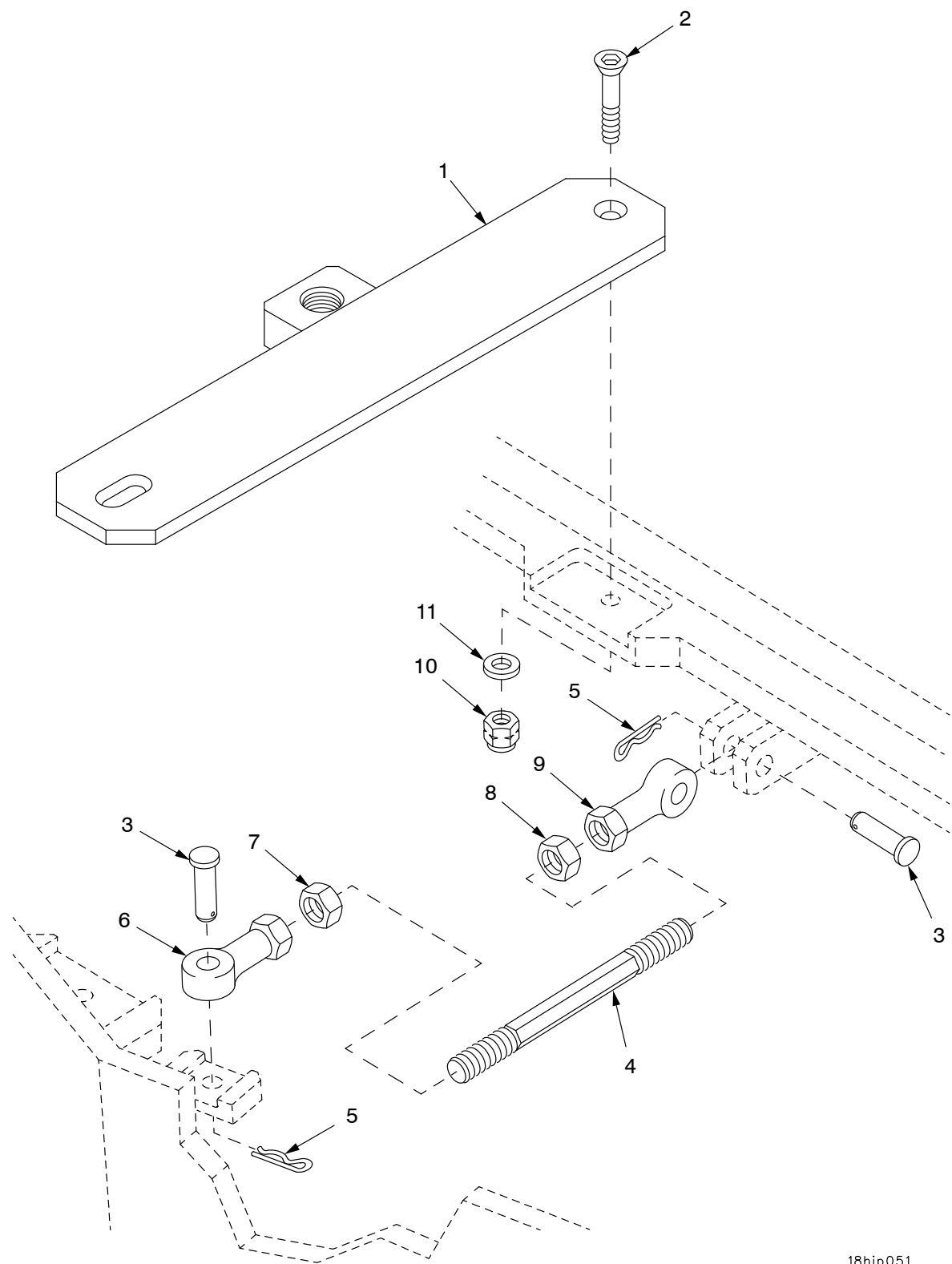


Figure 31. Gun Tube Travel Lock Pad Assembly

TM 9-2350-311-24P-1 SUPPLEMENT

(1) ITEM NO	(2) SMR	(3) NSN	(4) CAGE	(5) PART NUMBER	(6) DESCRIPTION AND USABLE ON CODE (UOC)	(7) QTY
					GROUP 1801 BODY, CAB, HOOD, AND HULL ASSEMBLIES	
					FIGURE 31 GUN TUBE TRAVEL LOCK PAD ASSEMBLY	
1	PAOOO	2590-01-353-1661	19207	12370807	PAD,CUSHIONING.....	1
2	PAOZZ	2530-01-354-0401	19207	12353585	.LINING,FRICTION.....	1
3	XAOZZ		19207	12370781	.PAD.....	1
4	PAOZZ	4730-00-050-4203	81343	AS15001-1	.FITTING,LUBRICATION.....	1

END OF FIGURE



18hip051

Figure 32. Hull Front Support Brackets

TM 9-2350-311-24P-1 SUPPLEMENT

(1) ITEM NO	(2) SMR	(3) NSN	(4) CAGE	(5) PART NUMBER	(6) DESCRIPTION AND USABLE ON CODE (UOC)	(7) QTY
					GROUP 1801 BODY, CAB, HOOD, AND HULL ASSEMBLIES	
					FIGURE 32 HULL FRONT SUPPORT BRACKETS	
1	KFFZZ		19207	10918852-1	PLATE,MENDING.....	1
2	PAOZZ	5305-00-903-3639	96906	MS24667-79	SCREW,CAP, SOCKET HE.....	2
3	PAOZZ	5315-01-327-9830	96906	MS20392-12R99	PIN,STRAIGHT,HEADED.....	2
4	PAOZZ	5306-01-336-7674	19207	12361389	ROD,THREADED END.....	1
5	PAOZZ	5315-00-598-5808	19207	7752865	PIN,LOCK.....	2
6	PAOZZ	3120-01-176-7361	81343	M81935/2-16	BEARING,PLAIN,ROD E.....	1
7	PAOZZ	5310-00-143-6142	96906	MS35691-94	NUT,PLAIN,HEXAGON.....	1
8	PAOZZ	5310-00-341-7627	96906	MS27952-37	NUT,PLAIN,HEXAGON.....	1
9	PAOZZ	3120-01-346-5607	81343	M81935/2-16L	BEARING,PLAIN,ROD E.....	1
10	PAOZZ	5310-00-595-7421	80205	MS17829-8C	NUT,SELF-LOCKING,HE.....	2
11	PAOZZ	5310-00-866-4417	19207	10910174-5	WASHER,FLAT.....	2

END OF FIGURE

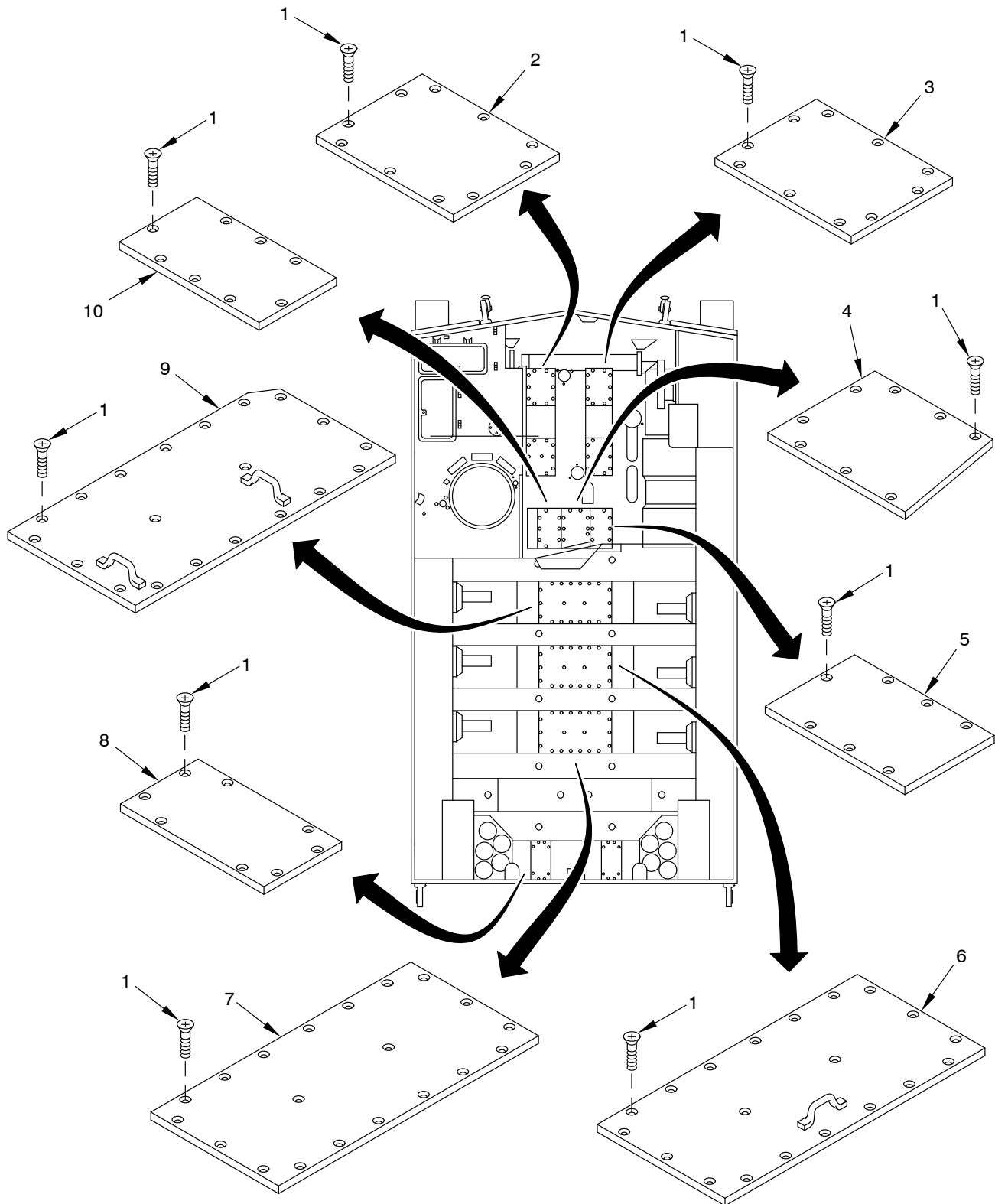


Figure 33. Hull Floor Plates

SECTION II		TM 9-2530-311-24P-1				
(1)	(2)	(3)	(4)	(5)	(6)	(7)
ITEM	SMR	NSN	PART		DESCRIPTION AND	
NO			CAGE	NUMBER	USABLE ON CODE (UOC)	QTY
					GROUP	1805 FLOORS, SUB- FLOORS, AND RELATED COMPONENTS
					FIGURE 33	HULL FLOOR PLATES
1	PAFZZ	5305-00-958-5258	80205	MS35190-317	SCREW,MACHINE.....	139
2	PAFZZ	5340-00-932-4991	19207	10898081-1	COVER,ACCESS.....	2
3	PBFZZ	5340-01-352-2665	19207	10898097	COVER,ACCESS.....	2
4	PAFZZ	2510-00-420-5003	19207	10903522	FLOOR,VEHICULAR,MET.....	1
5	PBFZZ	5340-01-352-2665	19207	12370787	COVER,ACCESS.....	1
6	PBFZZ	5340-01-352-2666	19207	12361506-2	COVER,ACCESS.....	1
7	PBFZZ	5340-01-330-2427	19207	12361506-1	COVER,ACCESS.....	1
8	PBFZZ	5340-00-221-9081	19207	11643892	COVER,ACCESS.....	2
9	PAFZZ		06085	BR12389997	PLATE,COVER.....	1
10	PBFZZ	2510-00-420-5003	19207	12361507	FLOOR,VEHICULAR,MET.....	1

END OF FIGURE

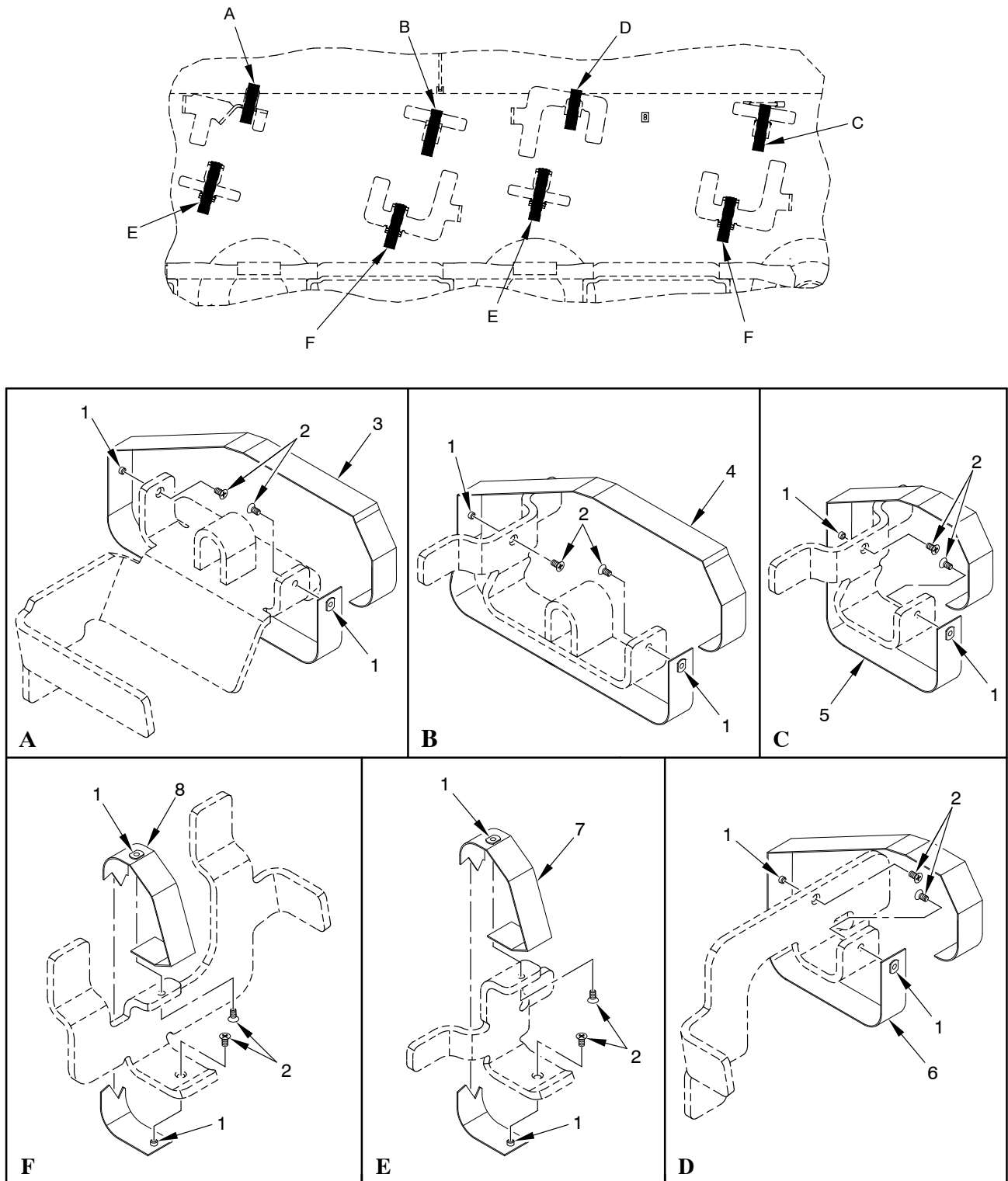


Figure 34. Stowage Installation

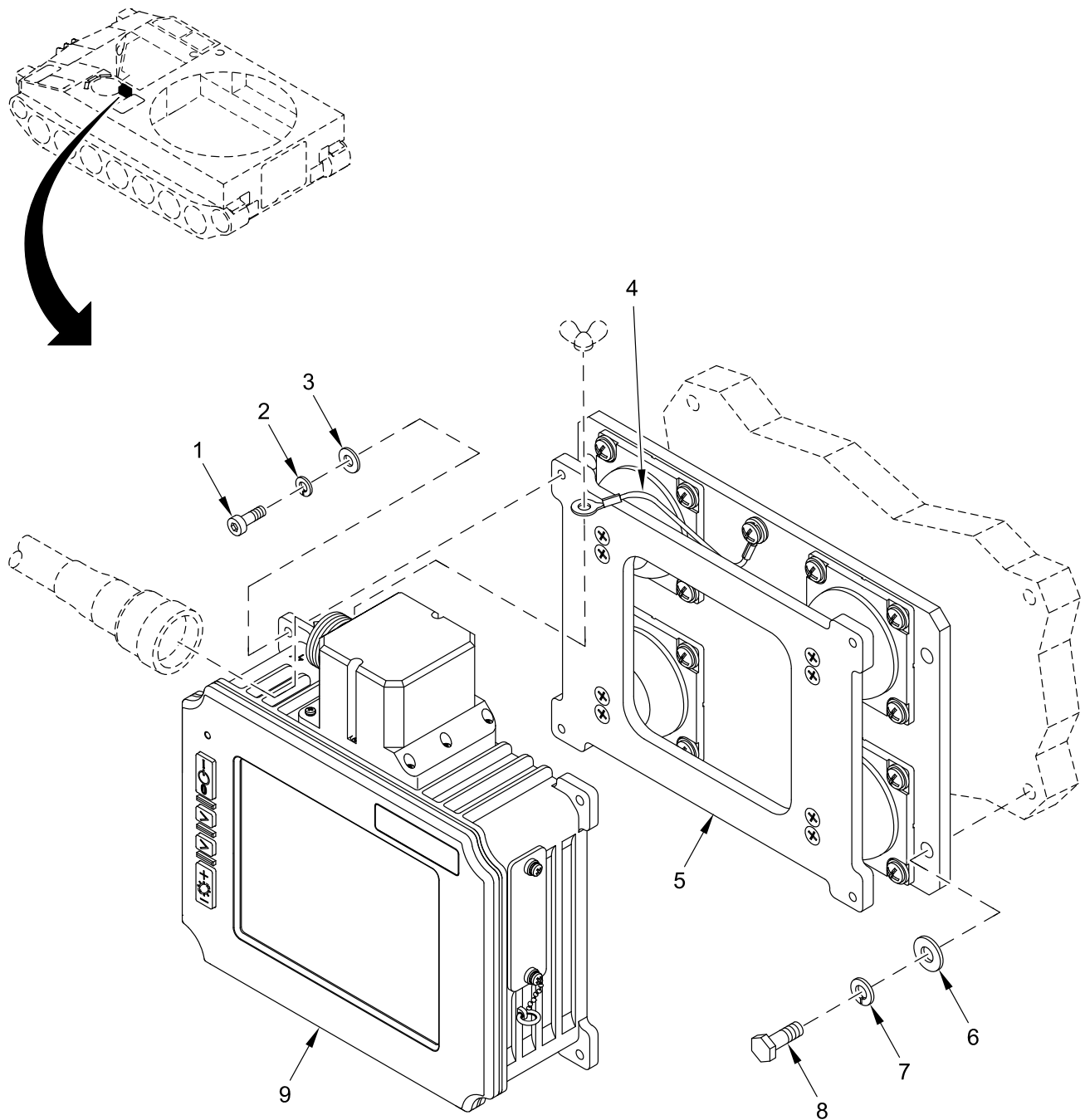


SECTION II		TM 9-2530-311-24P-1			
(1)	(2)	(3)	(4)	(5)	(6)
ITEM	SMR	NSN	PART		DESCRIPTION AND
NO			CAGE NUMBER		USABLE ON CODE (UOC)
					(7)
					QTY

GROUP 1808 STOWAGE RACKS,BOXES  
STRAPS, CARRYING CASES,  
CABLE REELS, HOSE REELS, ETC.  
FIGURE 34 STOWAGE INSTALLATION

1	PAOZZ		06085 BR25010	T-NUT,SLAB BASE.....	20
2	PAOZZ	5305-00-765-4252	80205 MS51959-42	SCREW,MACHINE.....	20
3	PAOZZ		06085 BR25008-7	STRAP.....	1
4	PAOZZ		06085 BR25008-3	STRAP.....	1
5	PAOZZ		06085 BR25008-1	STRAP.....	1
6	PAOZZ		06085 BR25008-4	STRAP.....	1
7	PAOZZ		06085 BR25008-8	STRAP.....	2
8	PAOZZ		06085 BR25008-5	STRAP.....	2
9	PAOZZ		06085 BR25008-2	STRAP.....	1
10	PAOZZ	5310-00-209-0786	96906 MS35335-33	WASHER,LOCK.....	2
11	PAOZZ	5305-00-068-7837	80204 B1821BH025C063N	SCREW,CAP,HEXAGON H.....	2
12	PAOZZ		06085 10897492	BRACKET,FLASHLIGHT.....	1
13	PAOZZ		06085 BR25008-6	STRAP.....	1
14	PAOZZ		06085 8690462	STRAP.....	1
15	PAOZZ		06085 EGY10012	PHONE BRACKET.....	1
16	PAOZZ	5310-00-877-5972	19207 10910174-3	WASHER,FLAT.....	2
17	PAOZZ	5310-00-004-5033	80205 MS35338-46	WASHER,LOCK.....	2
18	PAOZZ	5305-00-068-0510	80204 B1821BH038C100N	SCREW,CAP,HEXAGON H.....	2
19	PAOZZ		06085 8690475	STRAP.....	1

END OF FIGURE



CHL06hip010

Figure 35. Driver's Display Unit (DDU) and Mounting Bracket

TM 9-2350-311-24P-1 SUPPLEMENT

(1) ITEM NO	(2) SMR	(3) NSN	(4) CAGE	(5) PART NUMBER	(6) DESCRIPTION AND USABLE ON CODE (UOC)	(7) QTY
GROUP 2202 ACCESSORY ITEMS						
FIGURE 35 DRIVER'S DISPLAY UNIT (DDU) AND MOUNTING BRACKET						
1	PAOZZ	5305-00-988-7603	80205	MS16995-27	SCREW,CAP, SOCKET HE PART OF KIT Y224A121.....	4
2	PAOZZ	5310-00-933-8119	80205	MS35338-137	WASHER, LOCK PART OF KIT Y224A121...	4
3	PAOZZ	5310-00-880-5978	80205	MS15795-807	WASHER, FLAT PART OF KIT Y224A121...	4
4	PAOZZ		88818	A548F217-01	STRAP, GROUND.....	1
5	PAOZZ		88818	A206E562-01	MOUNT, DISPLAY UNIT.....	4
6	PAOZZ	5310-00-582-5677	80205	MS15795-810	WASHER, FLAT PART OF KIT Y224A118-01	4
7	PAOZZ	5310-00-933-8119	80205	MS35338-139	WASHER, LOCK PART OF KIT Y224A118-01	4
8	PAOZZ	5305-00-702-4523	80205	MS35307-306	SCREW, CAP, HEXAGON H PART OF KIT Y224A118-01.....	1
9	PAOZZ		88818	K330A088-01	DISPLAY UNIT PART OF KIT Y224A118-01.....	1

END OF FIGURE

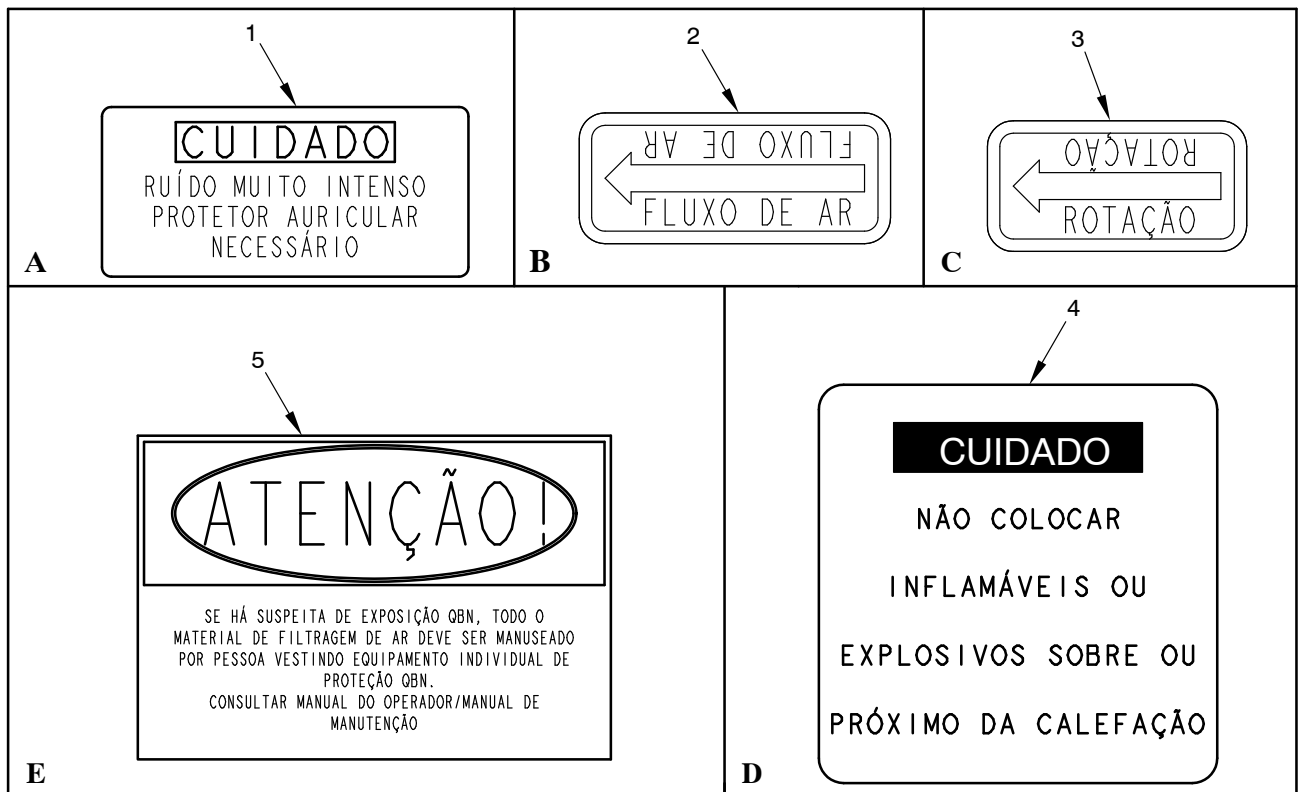
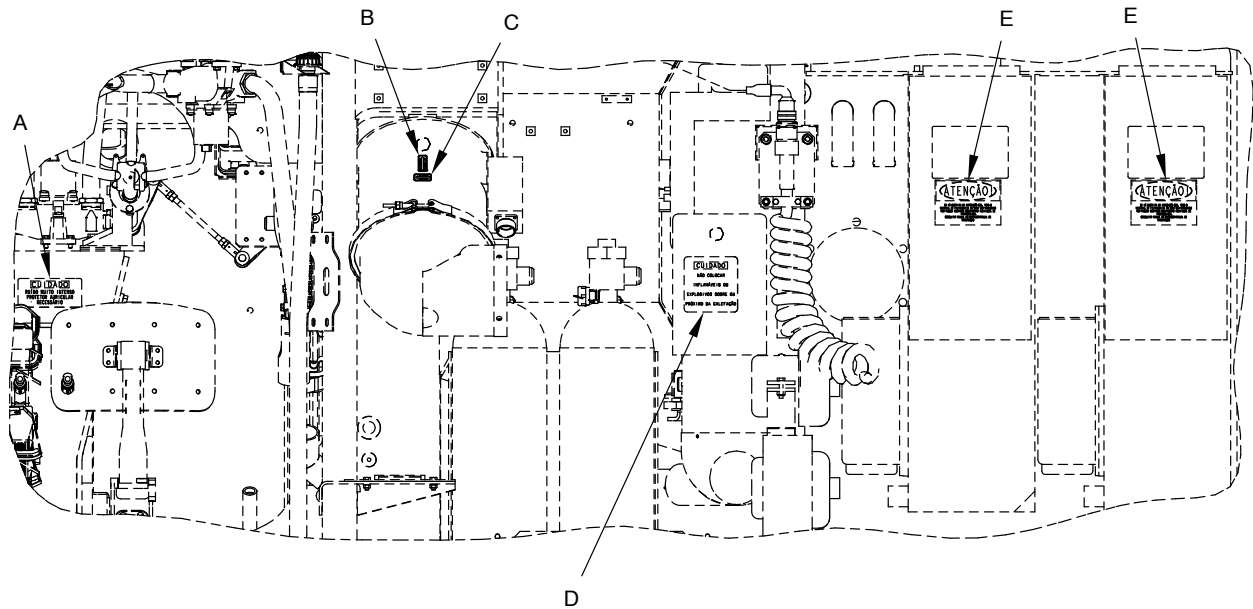


Figure 36. Stencil and Decal I (Sheet 1 of 2)

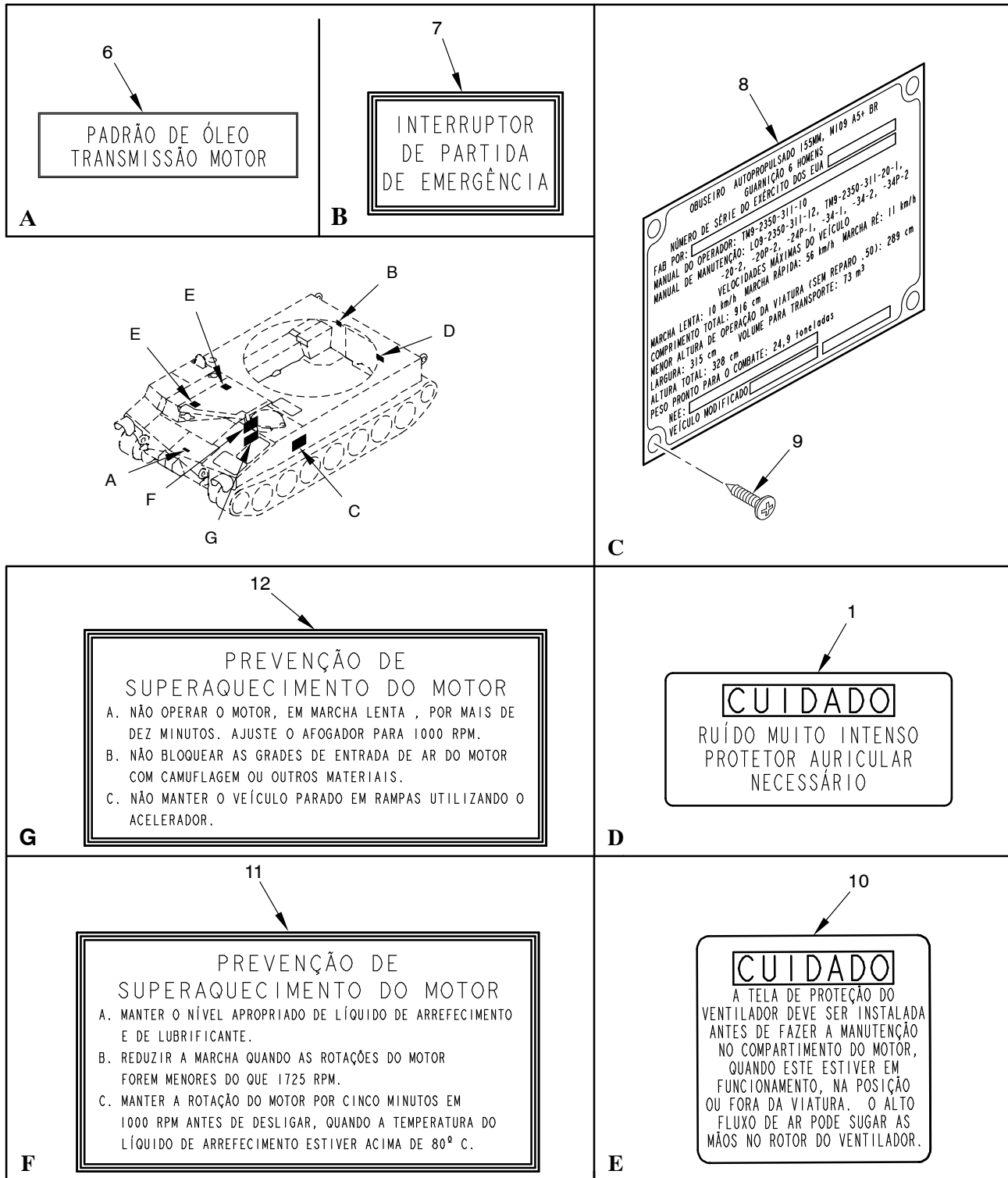


Figure 36. Stencil and Decal (Sheet 2 of 2)

SECTION II		TM 9-2530-311-24P-1			
(1)	(2)	(3)	(4)	(5)	(6)
ITEM	SMR	NSN	PART		DESCRIPTION AND
NO			CAGE	NUMBER	USABLE ON CODE (UOC)
					(7)
					QTY

GROUP

2210 DATA PLATES AND  
INSTRUCTION HOLDERS

FIGURE 36 STENCIL AND DECAL

1	PAOZZ		06085	BR11643398	SIGN.....	2
2	PAOZZ		06085	FOV01491	DECAL.....	1
3	PAOZZ		06085	FOV01492	DECAL.....	1
4	PAOZZ		06085	BR12268539	SIGN.....	1
5	PAOZZ		06085	BR12296626	DECAL.....	2
6	PAOZZ		06085	BR12268192	DECAL.....	1
7	PAOZZ		06085	BR12268420	DECAL.....	1
8	PAOZZ		06085	BR12910853	PLATE, IDENTIFICATIO.....	1
9	PAOZZ	5305-00-855-0958	80205	MS24629-45	SCREW, TAPPING.....	4
10	PAOZZ		06085	BR12268263	DECAL.....	2
11	PAOZZ		06085	BR12256146	DECAL.....	1
12	PAOZZ		06085	BR12255147	DECAL.....	1

END OF FIGURE

TM 9-2350-311-24P-1 SUPPLEMENT

CROSS REFERENCE INDEXES

NATIONAL STOCK NUMBER INDEX

STOCK NUMBER	FIGURE NO	ITEM NO	STOCK NUMBER	FIGURE NO	ITEM NO
5310-00-004-5033	5	2	5330-00-246-6380	3	31
	6	11	5305-00-267-8956	2	30
	13	26	5305-00-269-3236	1	11
5310-00-005-0595	13	9	5305-00-269-3238	1	14
5305-00-006-9408	4	13		2	29
5310-00-011-5093	1	10	5310-00-274-8715	2	7
	2	24	4730-00-277-6332	3	39
5310-00-011-6121	2	2	4730-00-278-2523	3	3
5315-00-013-7214	13	4	5310-00-341-7627	22	8
5315-00-013-7238	13	18	5940-00-399-6676	7	2
5315-00-013-7308	13	21		10	28
	16	14	5310-00-407-9666	2	32
5340-00-023-6198	3	12		3	14
4730-00-044-4655	1	2	5305-00-432-4251	2	17
5310-00-045-3296	5	7	5340-00-438-1833	2	6
5310-00-045-4007	4	8	5325-00-442-3208	6	6
	10	35	5330-00-446-3194	3	29
	17	7	5365-00-446-3269	1	13
5306-00-050-1237	3	16		2	4
4730-00-050-4203	13	31	5325-00-449-5073	2	31
	19	3	3010-00-475-1290	1	16
	20	2	3010-00-475-1296	1	15
	21	4	2930-00-493-9003	2	18
4730-00-050-4207	18	4	5310-00-543-2410	6	2
5305-00-058-9391	16	12		15	2
5315-00-058-9767	17	4	5305-00-543-4372	5	1
5305-00-068-0508	2	9		13	34
5305-00-068-0510	6	12	5935-00-572-9180	7	36
	13	43	4010-00-575-6233	16	1
5305-00-068-0511	1	17	5310-00-582-5677	24	6
	2	23	5310-00-582-5965	3	6
5305-00-071-2071	2	1	5310-00-595-7421	22	10
5305-00-071-2505	2	22	5340-00-597-0182	2	10
5310-00-080-6004	13	35		3	20
5310-00-081-4219	3	13	5315-00-598-5808	22	5
5970-00-082-3942	7	5	5340-00-653-9548	16	6
	10	11	5310-00-656-0067	7	22
5315-00-087-9553	17	5	5975-00-660-5962	7	4
5310-00-088-1251	2	25		10	32
5305-00-089-0269	15	1	5315-00-682-2030	17	3
5365-00-090-5426	7	25	5935-00-686-2599	7	24
5330-00-102-9927	2	20	5935-00-691-5591	7	18
5940-00-113-9825	10	14	3120-00-692-9024	13	39
5940-00-143-4780	10	13	5305-00-702-4523	24	8
5310-00-143-6142	22	7	5305-00-719-5221	13	30
3120-00-165-5958	18	2	2930-00-725-5283	1	12
	20	5	5930-00-728-4328	4	3
5310-00-167-0821	2	34	5310-00-728-9957	6	10
5310-00-171-2435	13	5	5970-00-740-2971	7	11
6210-00-176-4928	4	14		10	17
6210-00-183-0511	4	16	2930-00-756-2709	1	18
5315-00-200-4545	13	8	5310-00-761-6882	3	7
5935-00-214-0904	7	21	4730-00-764-9109	3	43
5305-00-225-3843	2	8	5935-00-767-7936	7	23
	3	1		10	26
5306-00-226-4826	2	33	5310-00-768-0318	6	8
5306-00-226-4827	3	25	5975-00-771-6634	7	27
	23	6	5325-00-805-0339	2	26
5306-00-226-4829	3	34	5330-00-809-1477	3	33
5940-00-230-0515	10	25	5330-00-809-1481	3	40
5935-00-235-8970	7	7	5310-00-809-4058	3	2
	10	5	5310-00-809-5997	13	38
5310-00-246-0128	13	13	5310-00-809-5998	13	45

## CROSS REFERENCE INDEXES

## NATIONAL STOCK NUMBER INDEX

STOCK NUMBER	FIGURE NO	ITEM NO	STOCK NUMBER	FIGURE NO	ITEM NO
6620-00-810-3921	3	32	4710-01-083-5421	3	10
6620-00-810-3926	3	41	4730-01-090-1216	3	8
5310-00-816-6352	13	14	4730-01-090-3532	3	23
5970-00-819-9569	7	10	2930-01-090-4932	1	5
	8	7	5340-01-096-5069	7	33
	10	9	5935-01-097-0399	7	26
5305-00-821-3869	13	27	5307-01-121-1807	3	28
5935-00-833-8561	7	20		3	47
5970-00-833-8562	7	3	4030-01-124-8201	16	2
	10	27	5331-01-128-9879	15	5
5310-00-849-1380	2	3	5930-01-141-5368	4	2
5310-00-865-9513	2	5	5340-01-149-7585	1	3
5310-00-866-4417	13	40	5945-01-162-7280	4	7
	22	11	5935-01-170-3930	7	16
5310-00-868-8062	2	11	3120-01-176-7361	22	6
4730-00-871-6729	3	22	1010-01-188-3117	10	29
5310-00-877-5972	1	9	5340-01-199-5448	1	8
	2	28	4730-01-215-9961	3	17
4730-00-877-8997	3	44		3	18
5310-00-880-5978	24	3	5330-01-234-2626	10	2
5310-00-880-7746	3	35	5310-01-234-9416	5	4
5330-00-888-3792	1	7	5935-01-238-6747	4	11
5310-00-889-2527	23	3	5935-01-239-8211	10	24
5305-00-889-2997	6	1	2930-01-250-8112	3	26
5305-00-889-3001	10	1	5935-01-259-5549	7	32
5310-00-891-1733	13	29		10	18
5310-00-891-3427	13	17	5980-01-281-5356	4	15
5935-00-900-6281	7	35	5340-01-297-2869	2	12
5930-00-901-4275	4	5	5310-01-303-4701	10	36
5315-00-902-0179	13	22	5340-01-308-0199	2	35
5305-00-903-3639	22	2	2930-01-308-9191	1	1
5315-00-904-1643	13	11	5310-01-313-3561	13	20
5310-00-905-4600	3	15		16	8
4730-00-909-8627	3	37	5330-01-314-1439	2	15
5305-00-923-5072	13	47	6150-01-315-4979	10	3
5999-00-926-3144	7	19	6150-01-315-4980	8	1
5315-00-926-5864	17	9	5340-01-316-1015	5	6
5320-00-930-7865	2	21	4730-01-316-1176	13	6
2930-00-932-7610	3	30	4730-01-316-1177	13	10
2930-00-933-1100	3	36	6150-01-316-8830	7	1
2930-00-933-1102	3	42	3040-01-316-8841	20	1
5310-00-933-8119	24	2	2510-01-321-3337	4	1
	24	7	5305-01-327-0381	13	3
5310-00-934-9747	4	9	1025-01-327-1189	19	1
	10	34	3040-01-327-5253	13	23
5310-00-934-9758	5	8	3010-01-327-5270	13	15
2930-00-937-4266	2	27	5935-01-327-6374	8	3
5305-00-947-4351	20	4	5935-01-327-6699	10	30
5310-00-950-1310	6	3	5935-01-327-7434	7	8
5305-00-958-5253	23	5	5935-01-327-7450	6	4
5305-00-969-4356	4	6	5935-01-327-7451	6	7
5305-00-984-4983	17	8	5935-01-327-7452	10	4
5305-00-984-6191	4	18	5935-01-327-9100	7	17
5305-00-984-6212	5	5	5935-01-327-9747	15	3
5305-00-988-7603	24	1	5315-01-327-9830	22	3
4710-00-994-4234	3	11	5975-01-328-6225	7	9
5360-01-016-3574	13	46	5975-01-328-6228	10	6
5935-01-019-5156	7	28		10	23
	7	31	5970-01-328-6388	8	4
5935-01-062-2399	10	19	3040-01-328-8637	13	48
5325-01-066-2840	5	3	5340-01-329-7119	2	16
2510-01-073-4078	13	25	5340-01-329-7120	2	14
5999-01-075-7667	15	4	5340-01-329-7121	2	19



## CROSS REFERENCE INDEXES

## NATIONAL STOCK NUMBER INDEX

STOCK NUMBER	FIGURE NO	ITEM NO	STOCK NUMBER	FIGURE NO	ITEM NO
5307-01-330-7208	13	7	5330-01-360-1778	4	12
5340-01-330-9924	13	44	5340-01-363-1485	17	1
5306-01-331-6342	13	2	6150-01-367-0950	4	10
5340-01-336-6975	6	9	5315-01-367-4196	16	7
5306-01-336-7674	22	4	5315-01-367-4197	16	3
3120-01-344-2831	18	1	3010-01-373-5945	14	1
5935-01-346-3346	8	8	5310-01-374-3290	16	4
3120-01-346-5607	22	9	4730-01-374-7805	16	5
9905-01-349-2440	4	4	5330-01-375-2165	1	19
5315-01-350-4195	13	37	5935-01-375-5082	8	2
4810-01-351-3621	13	32	5340-01-381-9671	15	6
5360-01-352-4296	13	24	5830-01-382-3218	23	1
5360-01-352-4666	13	33	5305-01-384-4237	15	7
3040-01-353-0748	13	19	4710-01-386-3221	3	19
2590-01-353-1661	21	1	2930-01-397-3318	2	13
5340-01-353-1964	17	6	2530-01-423-2769	10	22
5315-01-353-2086	16	9	8145-01-433-0912	14	2
5340-01-353-4567	13	36	6150-01-434-3959	8	1
5340-01-353-6819	17	10	3120-01-434-6214	16	11
5315-01-353-9622	17	11	5970-01-434-6534	7	34
2530-01-354-0400	19	4	6150-01-436-0549	4	22
2530-01-354-0401	21	2	3120-01-436-1163	16	10
5999-01-354-3740	6	5	2930-01-438-1310	3	45
6150-01-356-2076	4	23	4730-01-462-7663	1	4
6150-01-356-2077	4	24	3040-01-472-7550	16	13
6150-01-356-2078	4	21	5340-01-473-1607	13	42
6150-01-356-2079	4	26	1025-01-475-4850	13	28
6150-01-356-2080	4	25	3040-01-477-7007	13	16
5895-01-358-7397	4	17	5310-01-478-3126	23	4
6150-01-358-9374	4	20	5340-01-484-2740	3	5
5315-01-359-1451	13	41			

## CROSS REFERENCE INDEXES

## PART NUMBER INDEX

PART NUMBER	FIG.	ITEM	PART NUMBER	FIG.	ITEM
10882098	1	5	12353585	21	2
10882098-1	1	6	12353586	19	4
10902912	2	3	12353606-1	13	23
10903081	3	30	12360905-3	4	15
10903082	3	27	12361389	22	4
10910174-1	2	5	12361513	14	3
10910174-22	6	10	12361681-2	8	8
10910174-3	1	9	12361682-4	7	17
	2	28	12361682-8	7	8
10910174-45	13	20	12361684-2	10	30
	16	8	12361685-1	15	3
10910174-46	16	4	12361689-3	10	4
10910174-5	13	40	12361705	6	7
	22	11	12361706	6	4
10917099	1	13	12361740-1	8	3
	2	4	12361815	4	17
10918852-1	22	1	12361816	4	1
10919232	3	33	12361866	16	11
10919233	3	40	12370529	6	9
10919234	3	29	12370531	5	6
10919235	3	42	12370549	10	3
10919236	1	18	12370551	7	1
10919238	3	36	12370556	8	1
10920610	1	12	12370562	8	1
10920620	3	12	12370698	17	11
10920898	2	27	12370700	17	2
10921427	3	46	12370708	16	10
10921755-1	3	32	12370768	17	1
10921755-2	3	41	12370769	17	6
10921762-1	1	16	12370770	17	10
10921762-2	1	15	12370781	21	3
10925707	3	11	12370782	13	19
11619289	2	20	12370799	13	33
11636132	1	7	12370800	13	24
11644388	2	31	12370801	13	28
11664807	2	18	12370802	13	1
11669087-2	3	23	12370803	13	42
11669087-3	3	8	12370804	13	12
12012213	13	25	12370805	13	32
12260122	1	8	12370807	21	1
12260275	3	10	12370808	19	2
12268158	3	45	12370809	19	1
12268159	3	26	12370820	20	3
12268161	1	3	12370821	20	1
12268193	2	35	12370824	13	36
12268195	2	12	12370828	13	37
12268197	3	5	12370859	16	13
12268214	3	18	12370888	4	4
12273192	3	22	12370889	4	10
12273242-519	7	33	12370891-1	4	26
12352468-4	7	14	12370891-2	4	20
	10	33	12370891-3	4	25
12352468-6	10	31	12370891-4	4	22
12352900	1	1	12370892-1	4	23
12352903-1	2	14	12370892-2	4	24
12352903-2	2	19	12370892-3	4	21
12352903-3	2	16	12370932-3	10	22
12352907	2	15	12370964	13	16
12353542	13	7	12370965	13	6
12353545	13	2	12370967	13	15
12353546	13	48	12370971	8	2
12353549	13	44	12370972	16	5
12353561	18	1	12370995	14	2
12353562	18	3	12376586	2	13
12353567-2	13	10	12389794	3	19

## CROSS REFERENCE INDEXES

## PART NUMBER INDEX

PART NUMBER	FIG.	ITEM	PART NUMBER	FIG.	ITEM
2-047 L737-65	15	5		13	34
202C632-51/164	7	16	B1821BH038C100N	6	12
202E344-51/164	7	34		13	43
202F221-51-22/16	8	4	B1821BH038C125N	1	17
4				2	23
202F221-51/164	10	29	B1821BH038C175N	13	27
202F253-51-10/16	10	6	B1821BH038F100N	1	11
4			B1821BH038F125N	1	14
202F263-51-22/16	7	9		2	29
4			B1821BH050C200N	2	1
30-01-1956-1212	15	4	B1821BH050F150N	13	30
33H579PN	3	21	B1821BH075C100N	20	4
3S9643	3	31	EGY10016	23	2
46739-18/1	4	12	FIT221 3-32WHITE	7	10
46739-28	10	2		8	7
57K3244	14	1		10	9
7716634	7	27	J1508-04	1	4
7721654	2	6	K330A088-01	24	9
7722333	7	25	LC120L7MW	13	46
7752865	22	5	LC35CN2	4	16
7769828	17	3	M23053/18-205-C	7	6
7982907	7	21	M23053/18-206-C	10	10
8338561	7	20	M23053/18-207-C	7	12
8338562	7	3		10	16
	10	27	M23053/18-208-C	7	15
8338564	7	2	M23053/18-209-C	10	21
	10	28	M23053/18-210-C	7	30
8338566	7	36		8	6
8351752 NON-ASBE	1	19	M23053/4-103-0	10	12
STOS			M23053/4-202-0	10	15
8376445	13	39	M23053/5-105-9	7	5
8712289-3	2	11		10	11
8724258	7	24	M23053/5-107-9	7	11
8724494	7	4		10	17
	10	32	M23053/5-108-9	7	13
8724495	7	18	M23053/5-109-9	10	20
8724497	7	22	M23053/5-110-9	7	29
8755447	16	6		8	5
A-45486/0312	15	7	M23053/5-111-9	10	7
A-A-52506-F-20	3	3	M23053/5-211-C	10	8
A-A-52506-F-36	3	37	M45913/1-4CG5C	2	25
A206E479-01	11	1	M5423/16-01	4	2
A206E562-01	24	5	M6106/19-014	4	7
A3205746	23	1	M62217/1-32 BULK	3	38
A548F216-01	12	1	M62217/1-40BULK	3	24
A548F217-01	24	4	M62217/1-44	3	9
AA52536-3	7	19	M81044/12-20-9	4	19
AA59616ACABCD	3	17	M81935/2-16	22	6
AS15001-1	13	31	M81935/2-16L	22	9
	19	3	M83420/4-010	16	1
	20	2	M83528/004J018	6	5
	21	4	M85049/60-1W16	10	23
AS15001-4	18	4	M85049/60-1W22	7	32
B-97416	15	6		10	18
B1821BH025C075N	2	9	M85049/95-18A	4	11
B1821BH025C088N	2	22	MIL-L-3661/47A L	4	14
B1821BH025C100N	2	8	H89/1		
	3	1	MS15795-807	24	3
B1821BH025F150N	2	30	MS15795-810	24	6
B1821BH031C088N	2	33	MS16555-643	17	9
B1821BH031C100N	3	25	MS16555-645	17	5
	23	6	MS16562-231	17	4
B1821BH031C125N	3	34	MS16995-27	24	1
B1821BH031F063N	3	16	MS17301-051	3	28
B1821BH038C075N	5	1		3	47

## CROSS REFERENCE INDEXES

## PART NUMBER INDEX

PART NUMBER	FIG.	ITEM	PART NUMBER	FIG.	ITEM
MS17829-8C	22	10	MS35206-243	4	18
MS17985C847	16	7	MS35206-265	5	5
MS17985C867	16	3	MS35307-306	24	8
MS17990C1669	16	9	MS35338-137	24	2
MS18063-20	13	47	MS35338-139	24	7
MS20392-12C67	13	22	MS35338-40	6	2
MS20392-12R99	22	3		15	2
MS20392-7C75	13	11	MS35338-41	4	8
MS20659-141	10	14		10	35
MS21155S16	18	2		17	7
	20	5	MS35338-43	5	7
MS21333-39	2	10	MS35338-44	3	6
	3	20	MS35338-45	2	32
MS24519-17	3	43		3	14
MS24662-234	2	21	MS35338-46	5	2
MS24665-285	13	41		6	11
MS24665-359	13	4		13	26
MS24665-425	13	18	MS35338-63	2	7
MS24665-426	13	8	MS35338-65	1	10
MS24665-627	13	21		2	24
	16	14	MS35338-67	2	2
MS24667-79	22	2	MS35649-202	5	8
MS25035-154	10	25	MS35649-262	4	9
MS25036-108	10	13		10	34
MS25306-222	4	3	MS35691-38	13	29
MS25307-272	4	5	MS35691-74	13	17
MS27111-10	13	14	MS35691-94	22	7
MS27145-1	7	23	MS35692-58	13	5
	10	26	MS35692-74	13	9
MS27147-1	7	35	MS45904-72	23	3
MS27183-10	3	2	MS51107-221	13	3
MS27183-12	3	13	MS51412-1	10	36
MS27183-14	13	35	MS51412-2	5	4
MS27183-17	13	38	MS51504A4-4	3	44
MS27183-18	13	45	MS51830-102	6	6
MS27183-4	6	3	MS51831-104	5	3
MS27488-12-1	7	26	MS51831-204	2	26
MS27488-16-1	7	7	MS51844-82	16	2
	10	5	MS51861-65	2	17
MS27769-6	3	39	MS51967-14	6	8
MS27952-15	13	13	MS51967-2	3	7
MS27952-37	22	8	MS51967-5	23	4
MS3212-14	4	6	MS51968-5	3	35
MS3212-5	4	13	MS51968-6	3	15
MS3456W16-12S	10	24	MS51977-76	16	12
MS3456W22-23S	7	31	MS521301A2 17R	3	4
MS3456W22-2S	10	19	NAS1149F0663P	2	34
MS35190-306	23	5	NAS1352-04-6P	15	1
MS35206-215	6	1	S2484A30-4	7	28
MS35206-226	17	8	WW-P-471ACBBCB	1	2
MS35206-231	10	1			



